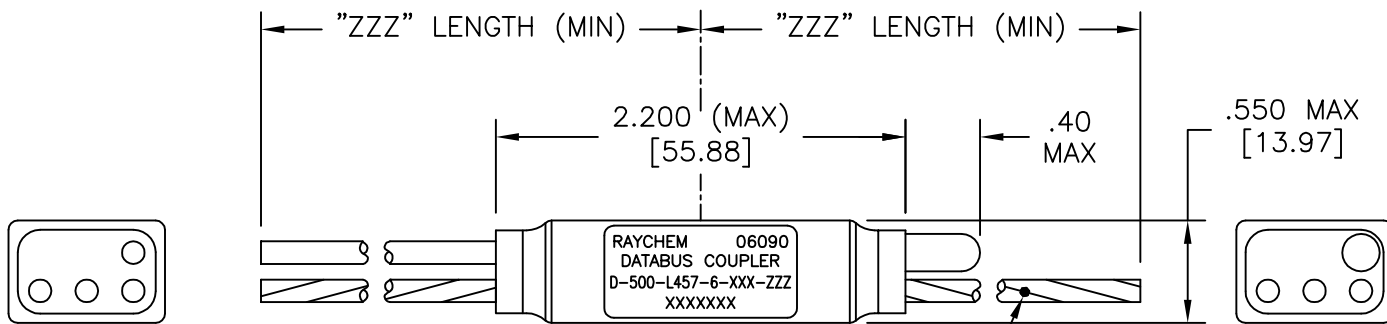


REVISION		
REV	DESCRIPTION	DATE
D	REVISED PER ECO-12-021274	05DEC2012



COMPONENT NUMBER: D-500-L457-6-XXX-ZZZ

SCHEMATIC
7: INTERNAL TERMINATOR

CABLE LENGTH (INCHES)

NUMBER OF STUBS


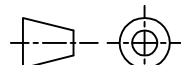
CABLE

- 612: 10612 (OPTIMIZED SINGLE SHIELD)
- 613: 10613 (OPTIMIZED DOUBLE SHIELD)
- 614: 10614 (EMP HARDENED)
- EP3: EPD30653Q (BUS), EPD31346A-6L9-US (STUB)
(OPTIMIZED DOUBLE SHIELD)
- H06: 7724H0664 (FLAT SHIELD WIRE, UNFILLED)
- 6D0: 7726D0664 26 AWG OPTIMIZED SINGLE SHIELD
- 6D3: 7726D3664 26 AWG OPTIMIZED DOUBLE SHIELD

If this document is printed it becomes uncontrolled. Check for the latest revision

© 2006-2012 Tyco Electronics Corporation. All Rights Reserved.

Raychem Databus
CUSTOMER DRAWING

UNLESS OTHERWISE SPECIFIED DIMENSIONS ARE INCHES. METRIC DIMENSIONS ARE IN BRACKETS. DECIMAL TOLERANCES .XXX ± 0.005 [0.13 mm] .XX ± 0.010 [0.25 mm] .X ± 0.020 [0.50 mm] ANGLE TOLERANCE .X ± 0.5 DEG. WEIGHT WITHOUT CABLE (MAX) LBS. .0437 [19.8 gm]	DRAWN G.Rositano	DATE 6/5/06	 TE Connectivity		
	MATERIAL FINISH			TITLE DATABUS MICROCOUPLER SIX STUB, W/ INT. TERMINATOR LIGHTWEIGHT	
CAD FILE D-500-L457-6-XXX-ZZZa	THIRD ANGLE PROJECTION 		SIZE A	CODE IDENT. NO. 06090	DWG. NO. D-500-L457-6-XXX-ZZZ
DO NOT SCALE THIS DRAWING			SHEET 1 OF 2		

1. MATERIAL AND FINISHES:

1.1 INTERNAL COMPONENTS:

- TRANSFORMER TO MIL-PRF-21038 AND MIL-STD-1553B
- ISOLATION RESISTORS TO MIL-PRF-39007/9, 57.6 OHMS
- TERMINATION RESISTOR TO MIL-PRF-39007/9, 76.8 OHMS

1.2 SHIELDED CASE: ALUMINUM PER ASTM B 618.

1.3 SEALED COVER: MODIFIED CROSS-LINKED, FLAME RETARDANT, BLACK, FLUOROPOLYMER TO RAYCHEM SPECIFICATION RT-370.

1.4 CABLE TO RAYCHEM SPECIFICATION 1200.

2. APPLICATION:

2.1 THIS COUPLER IS DESIGNED TO BE INSTALLED INTO A DIGITAL MULTIPLEX ASSEMBLY MEETING THE REQUIREMENTS OF MIL-STD-1553B.

2.2 FOR CABLE SPLICING USE FLEXIBLE SPLICE KIT: D-150-0708-5 (NOT SUPPLIED).

2.3 CABLE BEND RADIUS PER SAE-AS50881 STATIC BEND: 5 x CABLE O.D. MIN.
DYNAMIC BEND: 10 x CABLE O.D. MIN.

3. TEMPERATURE:

3.1 OPERATING TEMPERATURE: -65°C TO +150°C

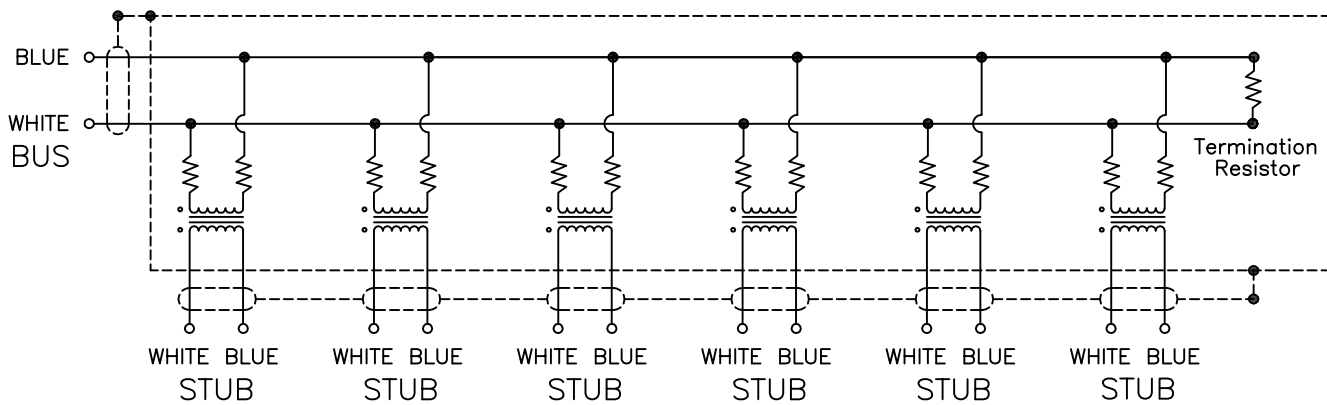
4. PERFORMANCE SPECIFICATIONS:

4.1 COUPLER MEETS THE PERFORMANCE REQUIREMENTS OF MIL-STD-1553B AND USAF DRAWING 8912026.

5. WEIGHT:

5.1 WEIGHT WITHOUT CABLE: 18.2 GRAMS MAX.

SIX STUB COUPLER SCHEMATIC



If this document is printed it becomes uncontrolled. Check for the latest revision

Raychem Databus

© 2006-2012 Tyco Electronics Corporation. All Rights Reserved. CUSTOMER DRAWING

DRAWN G.Rositano	DATE 6/5/06	SIZE A	CODE IDENT. NO. 06090	DWG. NO. D-500-L457-6-XXX-ZZZ	REV D
CAD FILE D-500-L457-6-XXX-ZZZb				DO NOT SCALE THIS DRAWING	
				SHEET 2 OF 2	