MGV252012R68M-10

PHYSICAL DIMENSIONS:

A	2.50	±	0.20
B	2.00	±	0.20
C	1.20		Max.
D	0.60	±	0.30

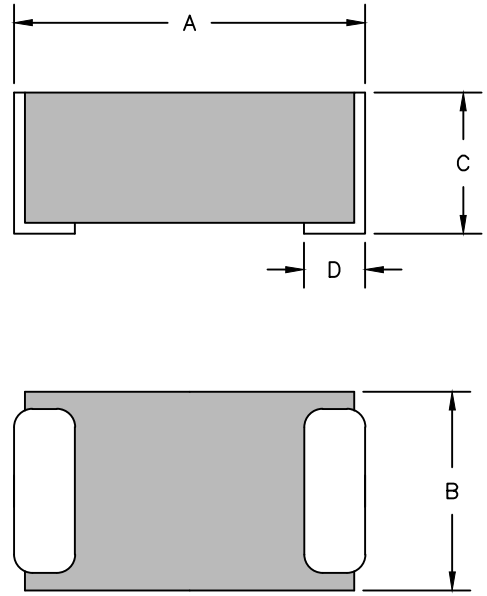

LAND PATTERNS FOR REFLOW SOLDERING

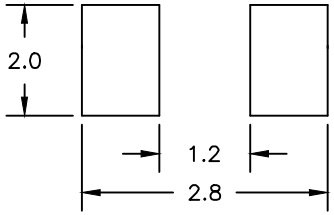

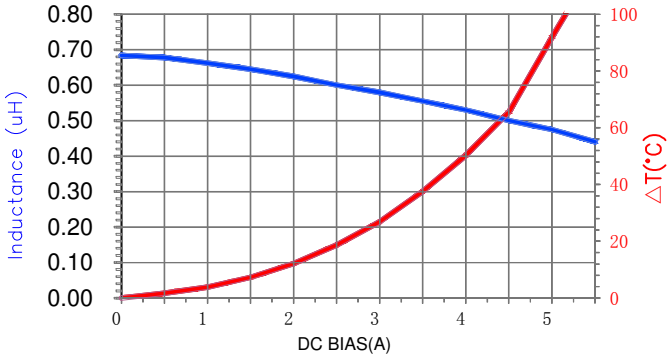

ELECTRICAL SPECIFICATION @ 25°C

	Min	Norm	Max
INDUCTANCE (uH) L @ 1MHz/1mA ±20%	0.544	0.68	0.816
DCR (Ω)		0.029	0.035
Saturation Current Isat (A)		5.00	4.63
Heating Current Irms (A)		3.70	3.36

NOTES: UNLESS OTHERWISE SPECIFIED

1. COMPONENTS SHOULD BE ADEQUATELY PREHEATED BEFORE SOLDERING.
2. OPERATION TEMPERATURE RANGE: −40°C~+125°C (INCLUDING SELF−HEATING).
3. DEFINITION OF Isat: MAX DC CURRENT AT WHICH THE INDUCTANCE DROPS APPROXIMATELY 30% FROM ITS VALUE WITHOUT CURRENT.
4. DEFINITION OF Irms: MAX DC CURRENT THAT CAUSES THE TEMPERATURE RISE (ΔT ≤40°C) FROM 25°C AMBIENT.

DIMENSIONS ARE IN mm.

REV	DESCRIPTION	DATE	INT
P1	ORIGINAL DRAFT	06/13/17	QIU

This print is the property of Laird Tech. and is loaned in confidence subject to return upon request and with the understanding that no copies shall be made without the written consent of Laird Tech. All rights to design or invention are reserved.

Laird

PROJECT/PART NUMBER:	REV	PART TYPE:	DRAWN BY:
MGV252012R68M−10	A	CHOKE INDUCTOR	QIU

DATE:	SCALE:	SHEET:
06/13/17	NTS	1 of 1

CAD # MGV252012R68M−10−A

TOOL # −