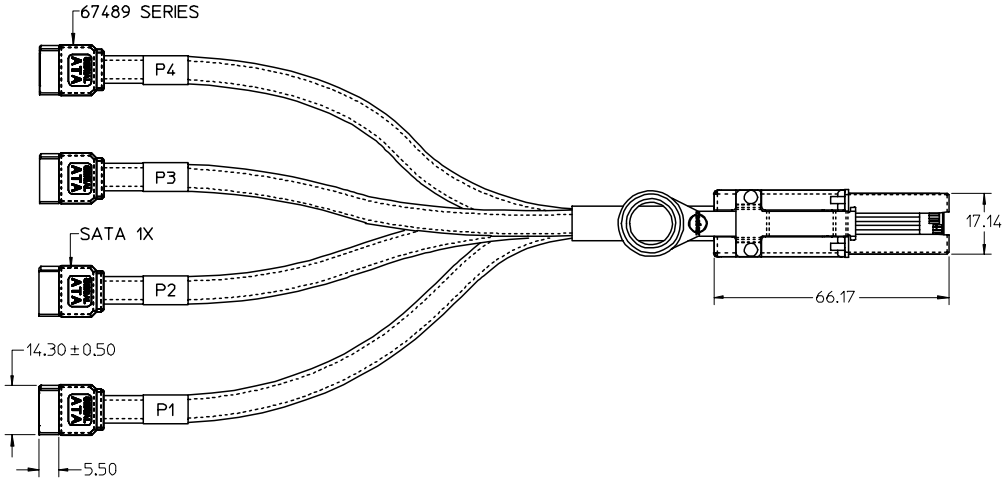
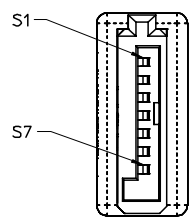
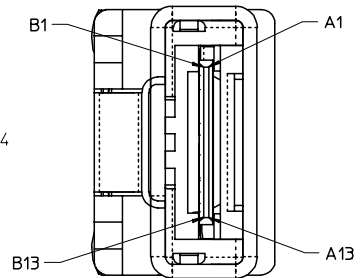


SATA 1X



I-PASS 26 CKT EXTERNAL



HOST BASED IPASS			TARGET BASED SATA			
SAS 26 CKT EXTERNAL	SIGNAL DESC	SIGNAL DESC	PIN OUT 1		PIN OUT 2	
			P1	P2	P3	P4
B4	SGND	SGND	S1			S1
B2	Tx0+	Rx0+	S3			S2
B3	Tx0-	Rx0-	S2			S3
NC	SGND	SGND	S4			S4
A2	Rx0+	Tx0+	S6			S6
A3	Rx0-	Tx0-	S5			S5
A4	SGND	SGND	S7			S7
B7	SGND	SGND	S1			S1
B5	Tx1+	Rx1+	S3			S2
B6	Tx1-	Rx1-	S2			S3
NC	SGND	SGND	S4			S4
A5	Rx1+	Tx1+	S6			S6
A6	Rx1-	Tx1-	S5			S5
A7	SGND	SGND	S7			S7
B10	SGND	SGND	S1			S1
B8	Tx2+	Rx2+	S3			S2
B9	Tx2-	Rx2-	S2			S3
NC	SGND	SGND	S4			S4
A8	Rx2+	Tx2+	S6			S6
A9	Rx2-	Tx2-	S5			S5
A10	SGND	SGND	S7			S7
B13	SGND	SGND	S1			S1
B11	Tx3+	Rx3+	S3			S2
B12	Tx3-	Rx3-	S2			S3
NC	SGND	SGND	S4			S4
A11	Rx3+	Tx3+	S6			S6
A12	Rx3-	Tx3-	S5			S5
A13	SGND	SGND	S7			S7

P/N	DESC	LENGTH	PINOUT
745571001	SAS 26 CKT TO SATA 1X	0.5M	PINOUT 1
745571002	SAS 26 CKT TO SATA 1X	1M	PINOUT 1
745571003	SAS 26 CKT TO SATA 1X	0.5M	PINOUT 2
745571004	SAS 26 CKT TO SATA 1X	1M	PINOUT 2

- NOTES:
1. LENGTH- SEE TABLE
  2. ELECTRICAL PERFORMANCE PER SERIAL ATTACH SCSI
  3. THIS PRODUCT MEETS THE RESTRICTION OF HAZARDOUS SUBSTANCES IN ELECTRICAL AND ELECTRONIC EQUIPMENT (RoHS) DIRECTIVE (2002/95/EC).
  4. SATA 1X MATES WITH:  
RIGHT ANGLE: 67490-9220/9221/0220/0221  
VERTICAL: 67491-0010/0011/0030/0031
  5. I-PASS 4X EXTERNAL (UNIVERSAL KEY) MATES WITH:  
RECEPTICAL: 75586-0004  
EMI GUIDE HOUSING ASSEMBLY: 74548-0103 TO 0111, 74548-0203 TO 0211

ENTER DESCRIPTION EC NO: USY2008-0083 DRAWN: JERWIN 2007/10/12 CHKD: DDOYE 2007/10/17 APPR: DDOYE 2007/10/17 REV:	QUALITY SYMBOLS ▽=0 ▽=0	GENERAL TOLERANCES (UNLESS SPECIFIED) DIMENSION STYLE MM ONLY SCALE 1:1 DESIGN UNITS METRIC THIRD ANGLE PROJECTION	DRAWN BY JERWIN DATE 2006/04/11 CHECKED BY THALL DATE 2006/04/11 APPROVED BY DDOYE DATE 2006/04/11 MATERIAL NO. SD-74557-110 DOCUMENT NO. SD-74557-110 SHEET NO. 1 OF 1	
	DIMENSION STYLE MM ONLY SCALE 1:1 DESIGN UNITS METRIC THIRD ANGLE PROJECTION	DRAWN BY JERWIN DATE 2006/04/11 CHECKED BY THALL DATE 2006/04/11 APPROVED BY DDOYE DATE 2006/04/11 MATERIAL NO. SD-74557-110 DOCUMENT NO. SD-74557-110 SHEET NO. 1 OF 1	DIMENSION STYLE MM ONLY SCALE 1:1 DESIGN UNITS METRIC THIRD ANGLE PROJECTION	DRAWN BY JERWIN DATE 2006/04/11 CHECKED BY THALL DATE 2006/04/11 APPROVED BY DDOYE DATE 2006/04/11 MATERIAL NO. SD-74557-110 DOCUMENT NO. SD-74557-110 SHEET NO. 1 OF 1
	DIMENSION STYLE MM ONLY SCALE 1:1 DESIGN UNITS METRIC THIRD ANGLE PROJECTION	DRAWN BY JERWIN DATE 2006/04/11 CHECKED BY THALL DATE 2006/04/11 APPROVED BY DDOYE DATE 2006/04/11 MATERIAL NO. SD-74557-110 DOCUMENT NO. SD-74557-110 SHEET NO. 1 OF 1	DIMENSION STYLE MM ONLY SCALE 1:1 DESIGN UNITS METRIC THIRD ANGLE PROJECTION	DRAWN BY JERWIN DATE 2006/04/11 CHECKED BY THALL DATE 2006/04/11 APPROVED BY DDOYE DATE 2006/04/11 MATERIAL NO. SD-74557-110 DOCUMENT NO. SD-74557-110 SHEET NO. 1 OF 1
	DIMENSION STYLE MM ONLY SCALE 1:1 DESIGN UNITS METRIC THIRD ANGLE PROJECTION	DRAWN BY JERWIN DATE 2006/04/11 CHECKED BY THALL DATE 2006/04/11 APPROVED BY DDOYE DATE 2006/04/11 MATERIAL NO. SD-74557-110 DOCUMENT NO. SD-74557-110 SHEET NO. 1 OF 1	DIMENSION STYLE MM ONLY SCALE 1:1 DESIGN UNITS METRIC THIRD ANGLE PROJECTION	DRAWN BY JERWIN DATE 2006/04/11 CHECKED BY THALL DATE 2006/04/11 APPROVED BY DDOYE DATE 2006/04/11 MATERIAL NO. SD-74557-110 DOCUMENT NO. SD-74557-110 SHEET NO. 1 OF 1

SGND= SIGNAL GROUND  
NC= NOT CONNECTED