



Flush Mount Panel Adapters (SWA Series)

- *Cost-effective solution*
- *Easy installation*
- *Flexibility of using any standard socket meter*



Adjustable Flush Mount Adapter (SWAAF9)



Fully Expanded Adapter (SWAAF9)



Flush Mount Adapter with Socket Meter



Flush Mount Adapter with Meter Expanded

DESCRIPTION

These Flush Mount Panel Adapters (SWA series) convert any standard socket meter to a small case switchboard meter, eliminating the need to stock or maintain more than one type of metering package. These panel adapters are a low cost way of converting an antiquated switchboard meter to a solid-state metering system using a socket meter. It requires no changes to the substation steel panel or its existing cutout for installation.

Many utilities have already standardized on socket meters, taking advantage of lower costs and simplified maintenance. These panel adapters provide an easy and convenient way of installing socket meters on panels, thus eliminating the need for more expensive switchboard meters. With these adapters, there's no need to keep an inventory of various meters or use switchboard meters at all.

The innovative Flush Mount Panel Adapter is adjustable, with ten field-selectable lengths for precise installation. Its patented design allows for easy installation and maintenance. These adapters can be delivered quickly – no long lead times.

ADVANTAGES (New or Retrofit Installations)

- Works with any standard socket meter
- Lower initial and replacement costs
- Less expensive solution than using switchboard meters.
- Ability to mount a lower cost industrial socket meter on a panel.
- Reduces meter and spare part inventory.
- Simplifies maintenance, testing and replacement.
- Easy installation – threaded mounting holes mate to existing panel holes & cutouts so existing metering can be replaced without changing the panel at all.
- Flexible - change meter or manufacturer any time.
- Very small profile for tight spaces.
- In stock models available for immediate delivery. US Patent 6,104,601

600-1050-01-B

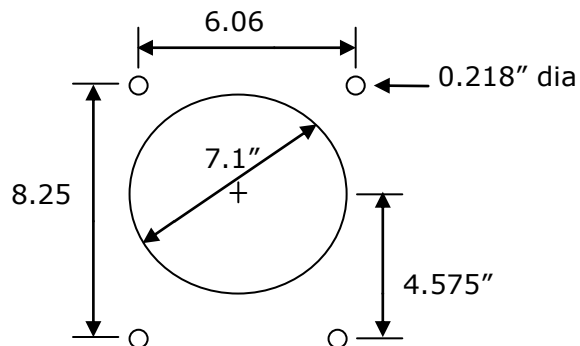


SUSI Adapters, Inc.

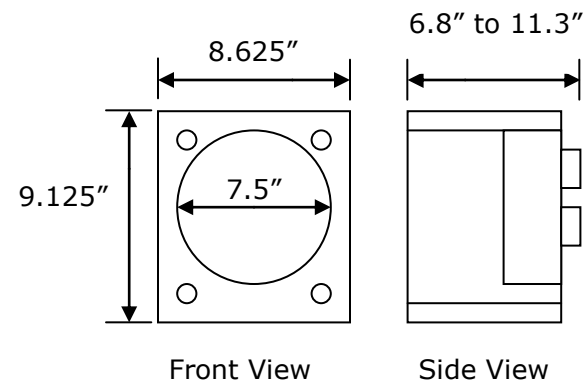
PRODUCT AVAILABILITY

Any standard socket based meter will fit into these adapters. The meter can be removed from the front or the back. The overall length of the adapter is user adjustable from 6.8" to 11.3" to accommodate all socket meters.

- Available forms are 9S, 5S, and 6S (2, 2 1/2 and 3 elements).
- Options: KYZ Output/AUX Power, Test Switch Plate, Test Switch, Large case adapter plate, Cover.
- Contact SUSI Adapters for custom hole patterns or non-standard installations.



Panel Cutout



Front View

Side View

SUSI Part Numbers

Flush Mount – Front Removal: Recommended for new installations or where the panel can be modified

SUSI PN	Meter Form	New Meter plugging into Adapter	Mounting hole patterns for retrofits
SWAAF9	9	Any Socket Meter	JEM10, Transdata and others
SWAAF6	6	Any Socket Meter	JEM10, Transdata and others
SWAAF5	5	Any Socket Meter	JEM10, Transdata and others

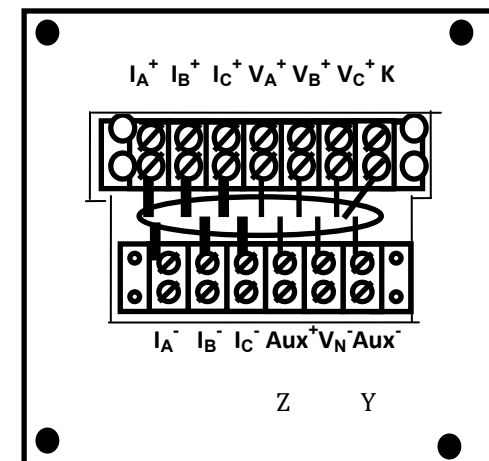
Other Forms available upon request

Options

-K	Additional 3 terminals for KYZ output or AUX Power
-T	Test Switch Plate
-TS	Test Switch Plate & Test Switch
-P	Adapter Plate for Large case switchboard meters from Schlumberger, GE, L&G and Transdata
-C	Cover for Flush Mount Adapters

*Shipping Weight Approximately 8 lbs. FOB Johns Creek, GA

For more information go to www.SUSIadapters.com or Contact SUSI Adapters



Back of SWAAF9-K

600-1050-01-B