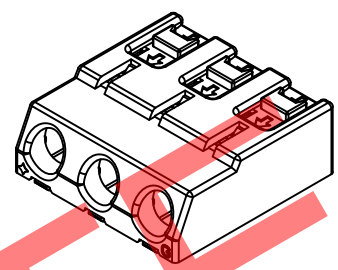


Recommended PCB Layout
(Tolerance: ±0.05mm)
 Solder Area Component Outline



Specifications 规格

Material 物料
 Insulator & Cover 绝缘体: LCP, UL 94V-0, Natural
 Contact 端子: Copper Alloy

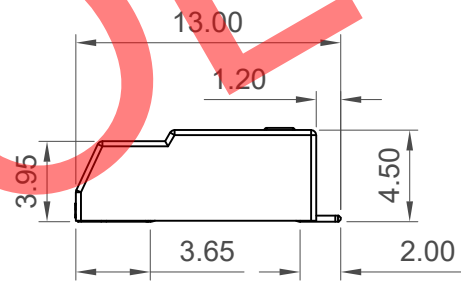
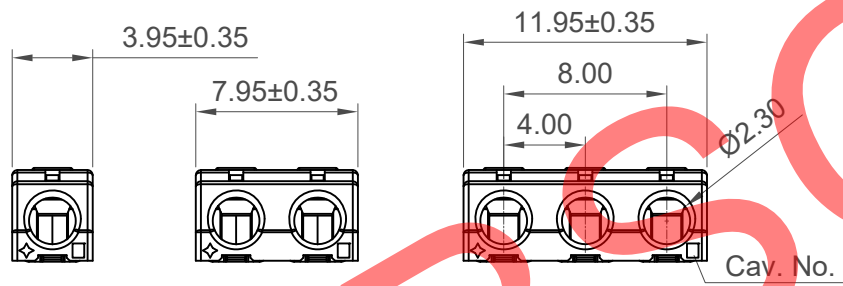
Plating 电镀
 Contact 端子: Tin over Nickel

Electrical 电气
 Current Rating 电流额定值: 8 Amp max.
 Voltage Rating 电压额定值: 50 V
 Contact Resistance 接触电阻值: 10 mΩ max.
 Insulation Resistance 绝缘电阻值: 1000 MΩ min.
 Dielectric Withstand Voltage 耐电压: 1500 V AC

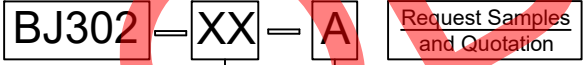
Mechanical & Environmental 机械 & 环境
 Operating Temperature 工作温度: -40°C to +105°C

Applicable Wire Range 适用线径规格:
 Solid Wire 实心线: #24AWG to #18AWG
 Stranded Wire 多股线: #22AWG to #20AWG
 Max. Insulation OD 最大线径: Ø2.10mm

Note: Please see Product Specification document for more detailed information.



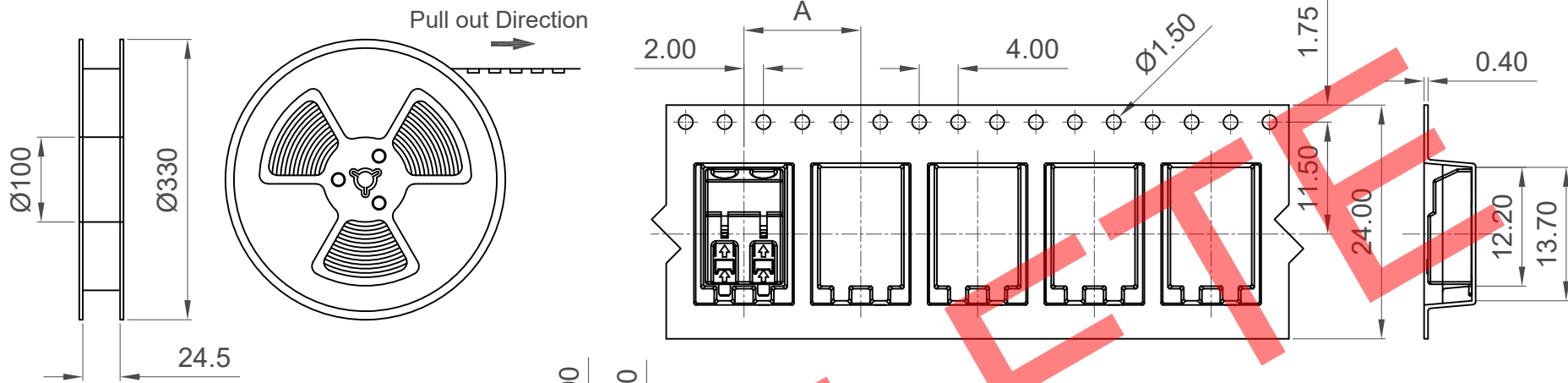
Ordering Grid



No. of Contacts
01 to 03

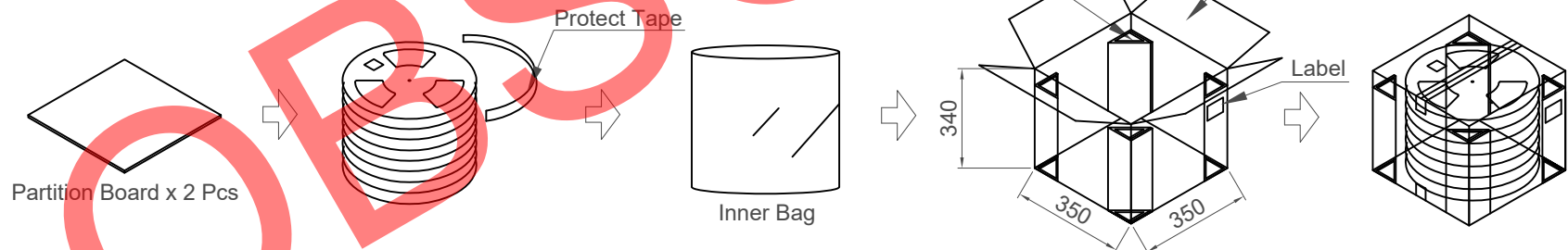
Packing
A = Tape & Reel

Part Number BJ302		Product Description 4.0mm Pitch, Surface Mount Wire Trap Connector		 www.gct.co
Drawing Date 18th January 2015				
By AJO	Tolerances (Except as Noted) Length Angle	Units: Metric (mm)	 This drawing is confidential and copyright of Global Connector Technology, Ltd (GCT). This drawing must not be copied or disclosed without written consent. E & OE	
Detail BJ302 X EOLN 20210318	X.X ± 0.35 X.XX ± 0.25			
Revision X				
Date 06/10/21				
Not to Scale	Drawn By AJO	Sheet No. 1/2		



Notes

1. 10 Sprocket hole pitch cumulative tolerance ± 0.20
2. Carrier camber is within 1 mm in 250 mm
3. Material: Transparent conductive polystyrene alloy. (UP-5000)
4. All dimensions meet EIA-481-C requirements
5. Thickness: 0.40 ± 0.05 mm
6. Component load per 13" reel: 01 pins, 1500 Pcs
02 pins, 1000 Pcs
03 pins, 800 Pcs



Number of Contacts	Dimension		
	A	B0	B1
BJ302-01-Y-A	8.00	4.35	1.60
BJ302-02-Y-A	12.00	8.35	5.60
BJ302-03-Y-A	16.00	12.35	9.60

Packing Quantity			
Part No.	Pcs/Reel	Reel/Carton	Pcs/Carton
BJ302-01-Y-A	1500	10	15,000
BJ302-02-Y-A	1000	10	10,000
BJ302-03-Y-A	800	10	8,000

Part Number		Product Description	
BJ302		4.0mm Pitch, Surface Mount Wire Trap Connector	
Drawing Date		15th January 2016	
By	AJO	Tolerances (Except as Noted)	Units:
Detail	BJ302 X EOLN 20210318	Length X.X ± 0.3 X.XX ± 0.2 X.XXX ± 0.1	Metric (mm)
Revision	X	Angle	3rd Angle Projection
Date	06/10/21		



This drawing is confidential and copyright of Global Connector Technology, Ltd (GCT). This drawing must not be copied or disclosed without written consent. E & OE



Not to Scale	Drawn By AJO	Sheet No. 2/2
--------------	--------------	---------------