

6

5

4

3

2

1

D

D

C

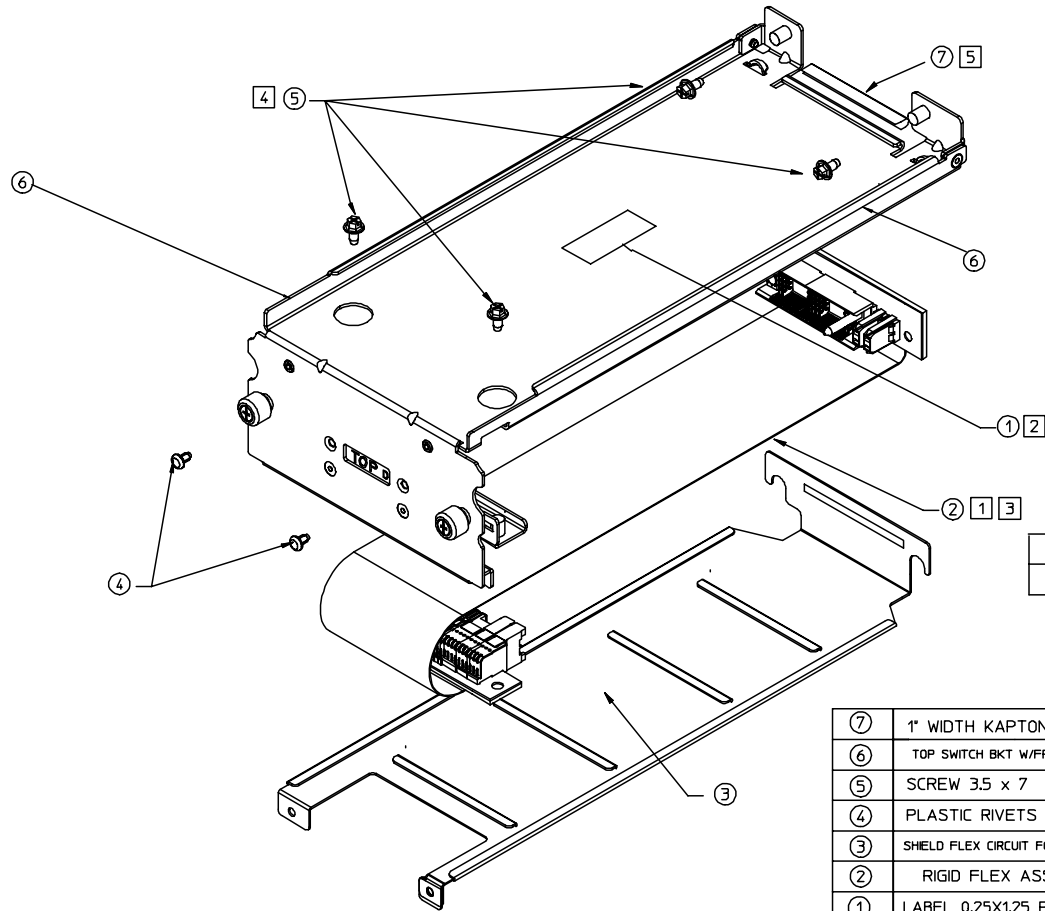
C

B

B

A

A



NOTES: UNLESS OTHERWISE SPECIFIED

- 1 REFER TO FLEX CIRCUIT ASSEMBLY DETAILS ON PAGES 2 TO 5
- 2 LABEL CONTENTS ACCORDING TO LABEL SPECIFICATIONS OF PART NUMBER 799115009. POSITION APROX AS SHOWN
- 3 ELECTRICAL TEST AND HIGH FREQUENCY PARAMETERS REFERED ON ELECTRICAL TEST SPECIFICATION TS-79911-001
- 4 APPLY 8 +/- 1 INCH-POUND TORQUE ON SCREWS
- 5 COVER THIS END WITH KAPTON TAPE EXTEND IT BEYOND THE METAL EDGES

IBM P/N	MOLEX P/N	DESCRIPTION
39M4163	79911-5009	RIGID FLEX TOP ASSY ROHS COMPL

ITEM #	DESCRIPTION	SUPPLIER	SUPPLIER P/N	MOLEX P/N	QTY PER ASSY
7	1" WIDTH KAPTON TAPE	TUK	1" X 36YD	79999-0020	3
6	TOP SWITCH BKT W/FRU LBL AREA	FOXCONN	C38413-004	79945-0356	1
5	SCREW 3.5 x 7	NABS	92F1294	79940-7641	4
4	PLASTIC RIVETS	RICHCO	SRV0-3545	79940-7732	2
3	SHIELD FLEX CIRCUIT FORMED PROT.	BOYD	C38368-003	79945-0340	1
2	RIGID FLEX ASSY				1
1	LABEL 0.25X1.25 POLYESTER			79942-1100	1

NEW RELEASE
 EC NO: MEX2006-0112
 DRWN: JSABATH 2006/02/16
 CHKD: JSABATH 2006/03/05
 APPR: DDAMIWEDCZYK 2006/03/06

QUALITY SYMBOLS
 ▽=0
 ▽=0

GENERAL TOLERANCES (UNLESS SPECIFIED)

	mm	INCH
4 PLACES	± ---	± ---
3 PLACES	± ---	± ---
2 PLACES	± 0.25	± ---
1 PLACE	± 0.3	± ---

ANGULAR ± 5 °

DRAFT WHERE APPLICABLE MUST REMAIN WITHIN DIMENSIONS

DIMENSION STYLE
MM ONLY

DRAWN BY DATE
JSABATH 01/23/2006

CHECKED BY DATE
JSABATH 01/23/2006

APPROVED BY DATE
DDAMIWEDCZYK 01/24/2006

MATERIAL NO.
799115009

SCALE
4:1

DESIGN UNITS
METRIC

THIRD ANGLE PROJECTION

TITLE
RIGID FLEX TOP ASSY ROHS COMPL
IBM P/N:39M4163 REV:B

MOLEX INCORPORATED

DOCUMENT NO.
SD-79911-5009

SHEET NO.
1 OF 6

5

4

3

2

1

6

5

4

3

2

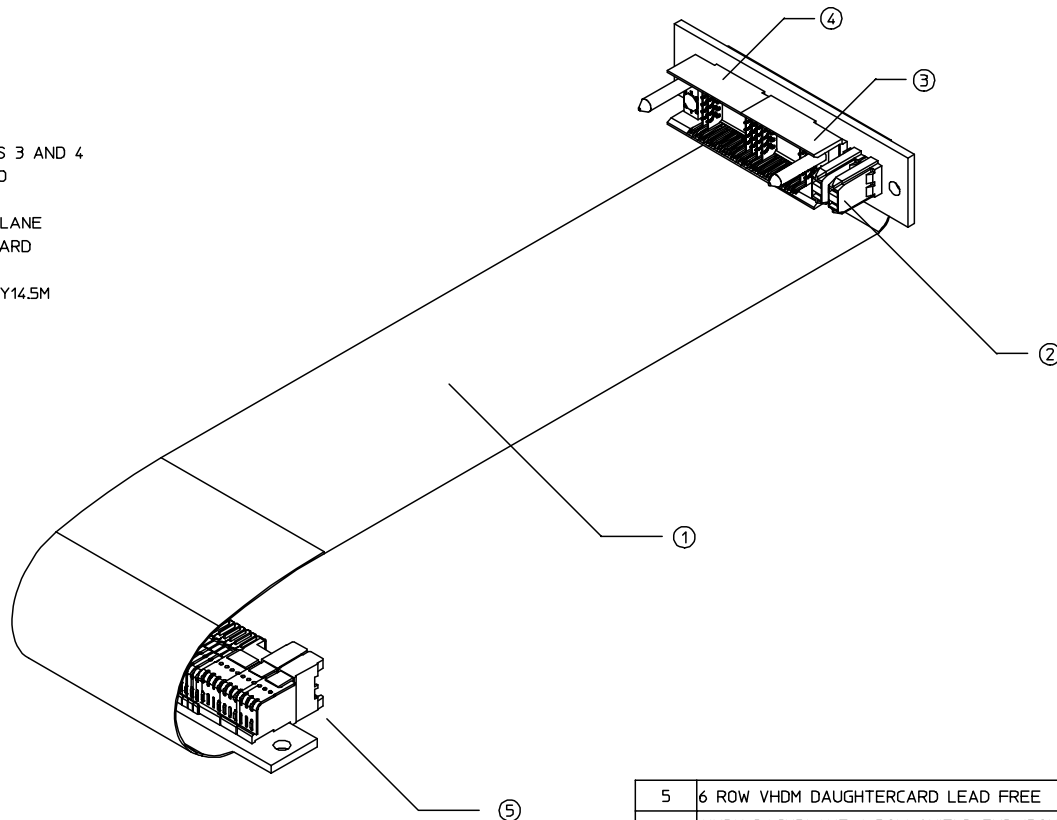
1

D

D

NOTES: UNLESS OTHERWISE SPECIFIED

- 1.- NOMINAL RIGID FLEX DIMENSIONS SEE PAGES 3 AND 4
- 2.- REFER TO MOLEX CONNECTOR DRAWINGS TO LOCATE COMPLETE HOLE PATTERN
- 3.- BOTTOM LAYER TO BE USED AS GROUND PLANE
- 4.- 0.100" KEEPOUT AROUND PERIMETER OF BOARD (UNLESS OTHERWISE SPECIFIED)
- 5.- DIMENSIONING AND TOLERANCING PER ANSI Y14.5M



C

C

B

B

5	6 ROW VHDM DAUGHTERCARD LEAD FREE	74030-9879	1
4	VHDM BACKPLANE 6 ROW SHIELD END (ROHS)	74074-9993	1
3	VHDM BACKPLANE 6 ROW SIGNAL-PIN (ROHS)	74074-9987	1
2	VHDM 6 BP POWER ASSY 2 CKT	74029-6998	2
1	PCB STD. FLEX IBM	79960-0433	1
ITEM #	DESCRIPTION	MOLEX P/N	QTY

A

A

SEE SHEET 1 EC NO: MEX2006-0112 DRWN: JSABATH 2006/02/16 CHKD: JSABATH 2006/03/05 APPR: DDAWIEDCZYK 2006/03/06	QUALITY SYMBOLS 	GENERAL TOLERANCES (UNLESS SPECIFIED)		DIMENSION STYLE		SCALE	DESIGN UNITS	THIRD ANGLE PROJECTION	
		mm	INCH	MM ONLY		4:1	METRIC		
2	DESCRIPTION	4 PLACES	± ---	± ---	DRAWN BY	DATE	TITLE RIGID FLEX TOP ASSY ROHS COMPL IBM P/N:39M4163 REV:B		
		3 PLACES	± ---	± ---	CHECKED BY	DATE			
2	DESCRIPTION	2 PLACES	± 0.25	± ---	APPROVED BY	DATE	MOLEX INCORPORATED		
		1 PLACE	± 0.3	± ---	DDAWIEDCZYK	01/24/2006			
		ANGULAR ± 5 °		MATERIAL NO.		DOCUMENT NO.		SHEET NO.	
		DRAFT WHERE APPLICABLE MUST REMAIN WITHIN DIMENSIONS		799115009		SD-79911-5009		2 OF 6	
				SIZE	THIS DRAWING CONTAINS INFORMATION THAT IS PROPRIETARY TO MOLEX INCORPORATED AND SHOULD NOT BE USED WITHOUT WRITTEN PERMISSION				

5

4

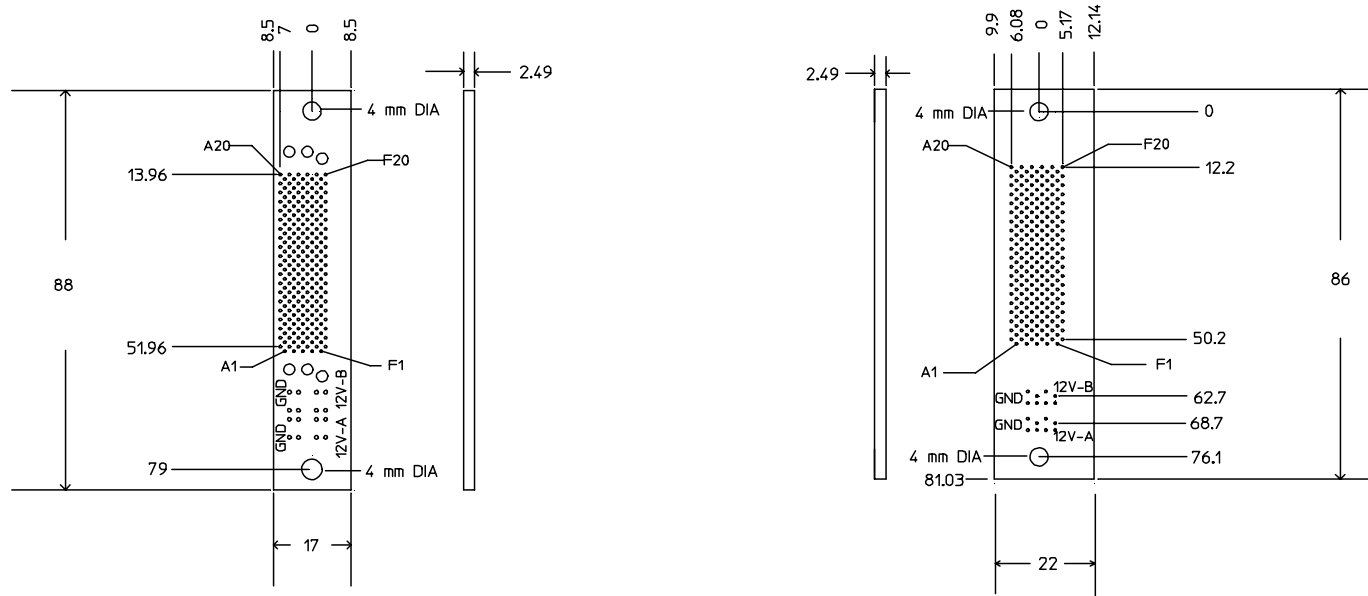

3

2

1

NOTES

1.- HOLE SIZE AND FINISH OF VHDM CONNECTORS PER VHDM SPECIFICATION PS-74031-999



SEE SHEET 1 EC NO: MEX2006-0112 DRWN: JSABATH 2006/02/16 CHKD: JSABATH 2006/03/05 APPR: DDAWIEDCZYK 2006/03/06	DESCRIPTION REV	QUALITY SYMBOLS ▽=0 ▽=0	GENERAL TOLERANCES (UNLESS SPECIFIED)		DIMENSION STYLE MM ONLY		SCALE 4:1	DESIGN UNITS METRIC	THIRD ANGLE PROJECTION	
			4 PLACES ± --- ± --- 3 PLACES ± --- ± --- 2 PLACES ± 0.25 ± --- 1 PLACE ± 0.3 ± ---	mm INCH	DRAWN BY JSABATH	DATE 01/23/2006	TITLE RIGID FLEX TOP ASSY ROHS COMPL IBM P/N:39M4163 REV:B			
			ANGULAR ± 5 °		CHECKED BY JSABATH	DATE 01/23/2006				
			DRAFT WHERE APPLICABLE MUST REMAIN WITHIN DIMENSIONS		APPROVED BY DDAWIEDCZYK	DATE 01/24/2006	MOLEX INCORPORATED			
			MATERIAL NO. 799115009	DOCUMENT NO. SD-79911-5009	SHEET NO. 3 OF 6					

6

5

4

3

2

1

D

D

C


C

B

B

A

A



SEE SHEET 1 EC NO: MEX2006-0112 DRWN: JSABATH 2006/02/16 CHKD: JSABATH 2006/03/05 APPR: DDAWIEDCZYK 2006/03/06	DESCRIPTION REV	QUALITY SYMBOLS	GENERAL TOLERANCES (UNLESS SPECIFIED)		DIMENSION STYLE MM ONLY		SCALE 4:1	DESIGN UNITS METRIC	THIRD ANGLE PROJECTION		
		$\blacktriangledown = 0$ $\triangleleft = 0$	mm	INCH	DRAWN BY JSABATH	DATE 01/23/2006	TITLE RIGID FLEX TOP ASSY ROHS COMPL IBM P/N:39M4163 REV:B				
		4 PLACES \pm ---	\pm ---	\pm ---	CHECKED BY JSABATH	DATE 01/23/2006					
			\pm 0.25	\pm ---	APPROVED BY DDAWIEDCZYK		DATE 01/24/2006	MOLEX INCORPORATED DOCUMENT NO. SD-79911-5009			
			\pm 0.3	\pm ---	ANGULAR \pm 5 °		MATERIAL NO. 799115009	SHEET NO. 4 OF 6			
DRAFT WHERE APPLICABLE MUST REMAIN WITHIN DIMENSIONS			SIZE A		THIS DRAWING CONTAINS INFORMATION THAT IS PROPRIETARY TO MOLEX INCORPORATED AND SHOULD NOT BE USED WITHOUT WRITTEN PERMISSION						

5

4

3

2

1

6

5

4

3

2

1

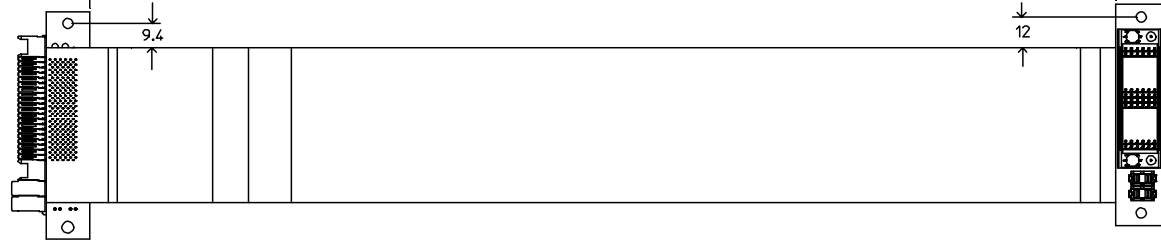
VHDM 6 ROW DAUGHTERCARD ASSEMBLY

VHDM 6 ROW VERTICAL BACKPLANE ASSEMBLY

311 (REF: LENGHT OF FLEX BETWEEN PCB)


D

D



C

C



B

B



A

A

SEE SHEET 1 EC NO: MEX2006-0112 DRWN: JSABATH 2006/02/16 CHKD: JSABATH 2006/03/05 APPR: DDAWIEDCZYK 2006/03/06	QUALITY SYMBOLS = 0 = 0	GENERAL TOLERANCES (UNLESS SPECIFIED)		DIMENSION STYLE MM ONLY		SCALE 4:1	DESIGN UNITS METRIC	THIRD ANGLE PROJECTION	
			mm	INCH	DRAWN BY JSABATH	DATE 01/23/2006	TITLE RIGID FLEX TOP ASSY ROHS COMPL IBM P/N:39M4163 REV:B		
		4 PLACES	± ---	± ---	CHECKED BY JSABATH	DATE 01/23/2006			
		3 PLACES	± ---	± ---	APPROVED BY DDAWIEDCZYK		DATE 01/24/2006	MOLEX INCORPORATED DOCUMENT NO. SD-79911-5009	
2 PLACES	± 0.25	± ---	MATERIAL NO. 799115009		SHEET NO. 5 OF 6				
1 PLACE	± 0.3	± ---	ANGULAR ± 5 °		THIS DRAWING CONTAINS INFORMATION THAT IS PROPRIETARY TO MOLEX INCORPORATED AND SHOULD NOT BE USED WITHOUT WRITTEN PERMISSION				
DRAFT WHERE APPLICABLE MUST REMAIN WITHIN DIMENSIONS									

5

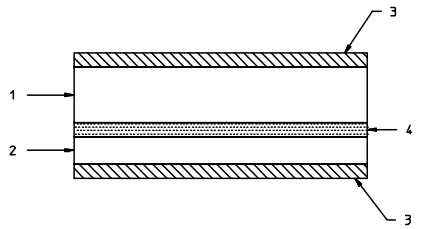
4

3

2

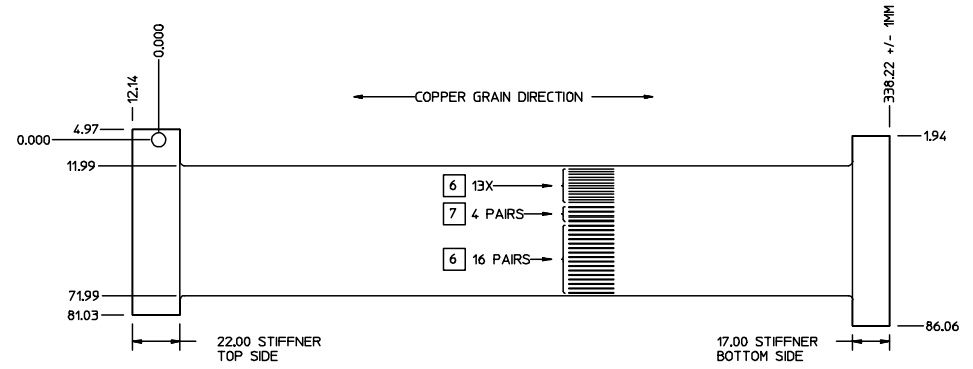
1

- 1 WORKMANSHIP SHALL MEET IPC-6013, CLASS 2.
 - 2 EXPOSED COPPER SHOULD BE FINISHED WITH A ROHS COMPLIANT MATERIAL 0.05 MAXIMUM.
 - 3 THREE CIRCUIT LAYERS IN FLEX FLEX THICKNESS 0.30 mm.
 - 4 MINIMUM 0.025 PLATING IN HOLES. HOLE TO HOLE LOCATION TOLERANCE ± 0.076 .
 - 5 NO MECHANICAL SCRUBBING OF COPPER. CHEMICAL CLEANING ONLY.
 - 6 55 OHMS SINGLE LINE IMPEDANCE
 - 7 100 OHMS DIFFERENTIAL IMPEDANCE.
 - 8 GREEN/ BROWN SOLDERMASK
 - 9 TIN PLATED OR OSP (ENTEK) FINISHING TO MEET ROHS REQUIREMENTS
 - 10 PROVIDE STIFFNERS ALREADY STICKED TO FLEX, ONE IN TOP SIDE AND THE OTHER ON BOTTOM SIDE AS INDICATED ON FIGURE. STIFFNER MATERIAL: FR4 STIFFNER THICKNESS: 1.3 mm
- FINISH TOTAL THICKNESS FLEX + ADHESIVE + STIFFNER = 1.60 mm +/- 0.2 mm



A-A
NOT TO SCALE

- 4 AR FREEFILM ADHESIVE: 0.025
- 3 AR COVERFILM: 0.025 POLYIMIDE, 0.025 ADHESIVE DUPONT FR010
- 2 AR SECOND BASE: 0.025 POLYIMIDE, 0.025 ADH, 10 OZ RA CU DUPONT FR910R
- 1 AR BASE: DCLAD, 0.127 POLYIMIDE, 0.025 ADH, 10 OZ RA CU DUPONT FR915R



HOLE TABLE

DIAMETER	TOLERANCE	PTH	COUNT
0.55	± 0.05	YES	440
0.74	± 0.05	YES	32
2.45	± 0.08	NO	8
4.00	± 0.08	NO	2
4.50	± 0.08	NO	2
TOTAL			484

SEE SHEET 1 EC NO: MEX2006-0112 DRWN: JSABATH 2006/02/16 CHKD: JSABATH 2006/03/05 APPR: DDAMI ED CZYK 2006/03/06	QUALITY SYMBOLS ▽=0 ▽=0	GENERAL TOLERANCES (UNLESS SPECIFIED)	DIMENSION STYLE MM ONLY	SCALE 4:1	DESIGN UNITS METRIC	THIRD ANGLE PROJECTION															
		<table border="1" style="width: 100%; border-collapse: collapse;"> <thead> <tr> <th></th> <th>mm</th> <th>INCH</th> </tr> </thead> <tbody> <tr> <td>4 PLACES</td> <td>\pm ---</td> <td>\pm ---</td> </tr> <tr> <td>3 PLACES</td> <td>\pm ---</td> <td>\pm ---</td> </tr> <tr> <td>2 PLACES</td> <td>± 0.25</td> <td>\pm ---</td> </tr> <tr> <td>1 PLACE</td> <td>± 0.3</td> <td>\pm ---</td> </tr> </tbody> </table>		mm	INCH	4 PLACES	\pm ---	\pm ---	3 PLACES	\pm ---	\pm ---	2 PLACES	± 0.25	\pm ---	1 PLACE	± 0.3	\pm ---	DRAWN BY DATE JSABATH 01/23/2006 CHECKED BY DATE JSABATH 01/23/2006 APPROVED BY DATE DDAWIEDCZYK 01/24/2006	RIGID FLEX TOP ASSY ROHS COMPL IBM P/N:39M4163 REV:B		
		mm	INCH																		
	4 PLACES	\pm ---	\pm ---																		
3 PLACES	\pm ---	\pm ---																			
2 PLACES	± 0.25	\pm ---																			
1 PLACE	± 0.3	\pm ---																			
	ANGULAR $\pm 5^\circ$	MATERIAL NO. 799115009	DOCUMENT NO. SD-79911-5009	MOLEX INCORPORATED																	
	DRAFT WHERE APPLICABLE MUST REMAIN WITHIN DIMENSIONS	SIZE A	THIS DRAWING CONTAINS INFORMATION THAT IS PROPRIETARY TO MOLEX INCORPORATED AND SHOULD NOT BE USED WITHOUT WRITTEN PERMISSION																		