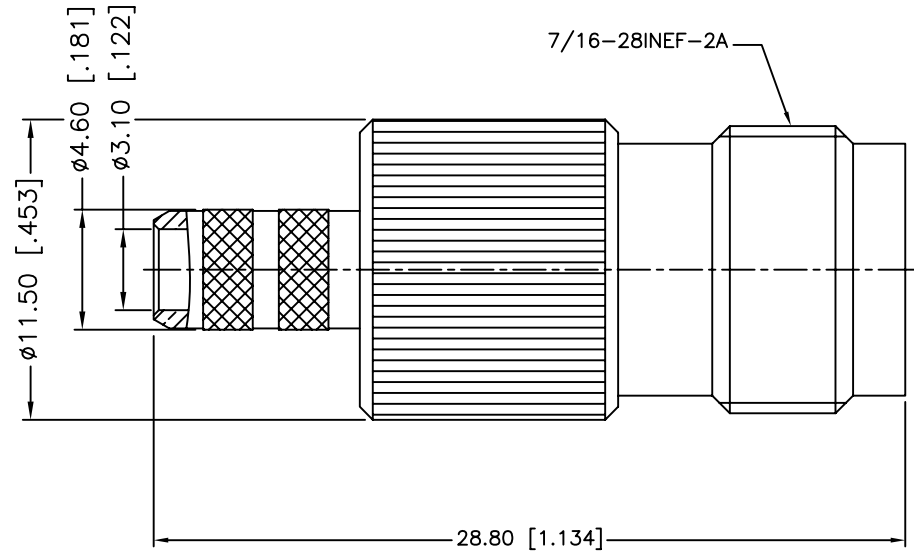
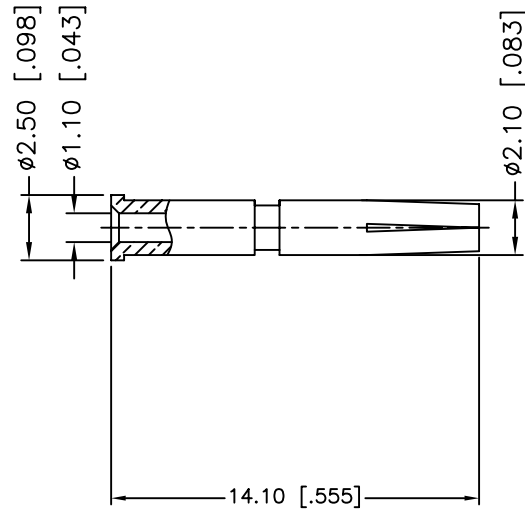
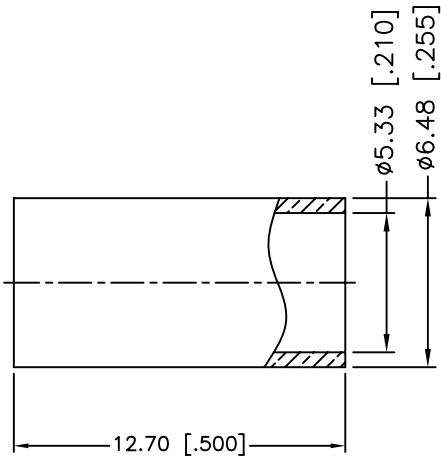


RECOMMENDED
CABLE STRIPPING DIM'S

REV.	DATE	ECR NO.	DESCRIPTION
NC	09/01/98	XXXXXX	INITIAL RELEASE
A	05/01/04	XXXXXX	UPDATE DRAWING FORMAT
B	08/09/10	XXXXXX	ADD RG58/U CABLE TO THE PART DESCRIPTION
C	07/12/11	2130	TITLE WAS CHANGED



1. CRIMPED FERRULE
HEX CRIMP SIZE .216"
2. CRIMPED CONTACT PIN
HEX CRIMP SIZE .068"

5	FERRULE	COPPER	NICKEL	1
4	CONTACT PIN	PHOSPHOR BRONZE	GOLD	1
3	INSULATOR	PTFE	NATURAL	1
2	BODY	BRASS	NICKEL	1
1	HOUSING	BRASS	NICKEL	1
	DESCRIPTION	MATERIAL	FINISH	QTY

UNLESS OTHERWISE SPECIFIED DIMENSIONS ARE IN MILLIMETERS. DIMENSIONS IN [] ARE IN INCHES AND FOR CUSTOMER REFERENCE ONLY.

UNLESS OTHERWISE SPECIFIED TOLERANCES FOR MILLIMETERS ARE:
0.5 - 8mm ± 0.20mm
8 - 30mm ± 0.40mm
30 - 120mm ± 0.50mm

UNLESS OTHERWISE SPECIFIED TOLERANCES FOR INCHES ARE:
.020 - .315 = ± 0.007"
.315 - 1.180 = ± 0.015"
1.180 - 4.724 = ± 0.020"

DO NOT SCALE DRAWING

APPROVALS		DATE
DRAWN	S.LI	07/12/11'
CHECKED		
ISSUED		
SHEET	1 OF 1	
CAD FILE	C:/CONNEX/122122.DWG	

Amphenol Connex

PART DESCRIPTION			
TNC CRIMP JACK (FOR RG-58C/U CABLE)			
PART NO.		122122	
DWG. NO.	122122.DWG	REV.	C
SIZE	A	SCALE	NA