

MICRO SWITCH
a Honeywell Division

FED. MFG. CODE 91 929

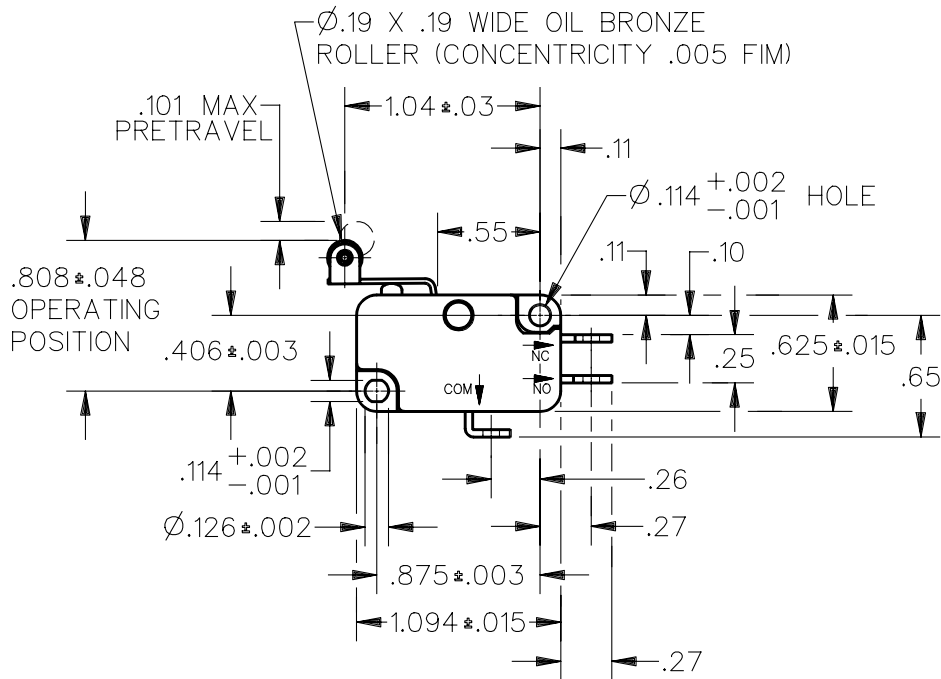
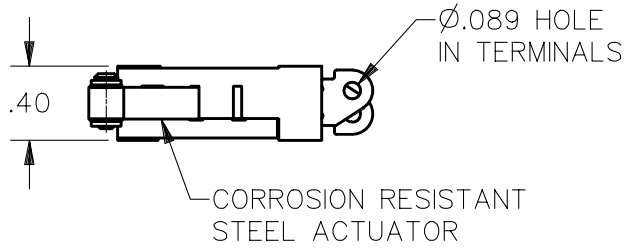
SWITCH - BASIC

CATALOG LISTING

V3L-2170

CQ-X1434

CATALOG LISTING
V3L-2170
PAGE 1 OF 1
RELEASE NO. PR-4011
REPLACES
ISSUE
3

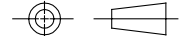


NOTE
1 - RESTRICTED LISTING

ANSI Y14.5M-1982 APPLIES

THIS DRAWING COVERS A PROPRIETARY ITEM AND IS THE PROPERTY OF MICRO SWITCH, A DIVISION OF HONEYWELL. THIS DRAWING IS NOT TO BE COPIED OR USED WITHOUT THE APPROVAL OF MICRO SWITCH.

THIRD ANGLE PROJECTION



CHARACTERISTICS	ELECTRICAL DATA	SCALE FULL	DO NOT SCALE PRINT
OPERATING FORCE --- 45 GRAMS MAX	CONTACT ARRANGEMENT S P D T	UNLESS OTHERWISE SPECIFIED TOLERANCES ARE ONE PLACE (.0) ±.030 TWO PLACE (.00) ±.015 THREE PLACE (.000) ±.005 ANGLES ± WEIGHT	
RELEASE FORCE --- 4 GRAMS MIN	L131		
DIFFERENTIAL TRAVEL --- .024 MAX	10A 1/4HP 125 OR 250 VAC		
OVERTRAVEL --- .058 MIN	1/2A 125 VDC, 1/4A 250 VDC		
RELEASE TRAVEL --- .014 MIN	3A 125 VAC "L"		



REVISIONS
A
CO
82571
DCS
15 MAR 96

DDM/CAD
DRAWN
DCS
15 MAR 96
CHECK