

Customer Information Sheet

DRAWING No.: KF-450XXXX

SHEET 2 OF 2

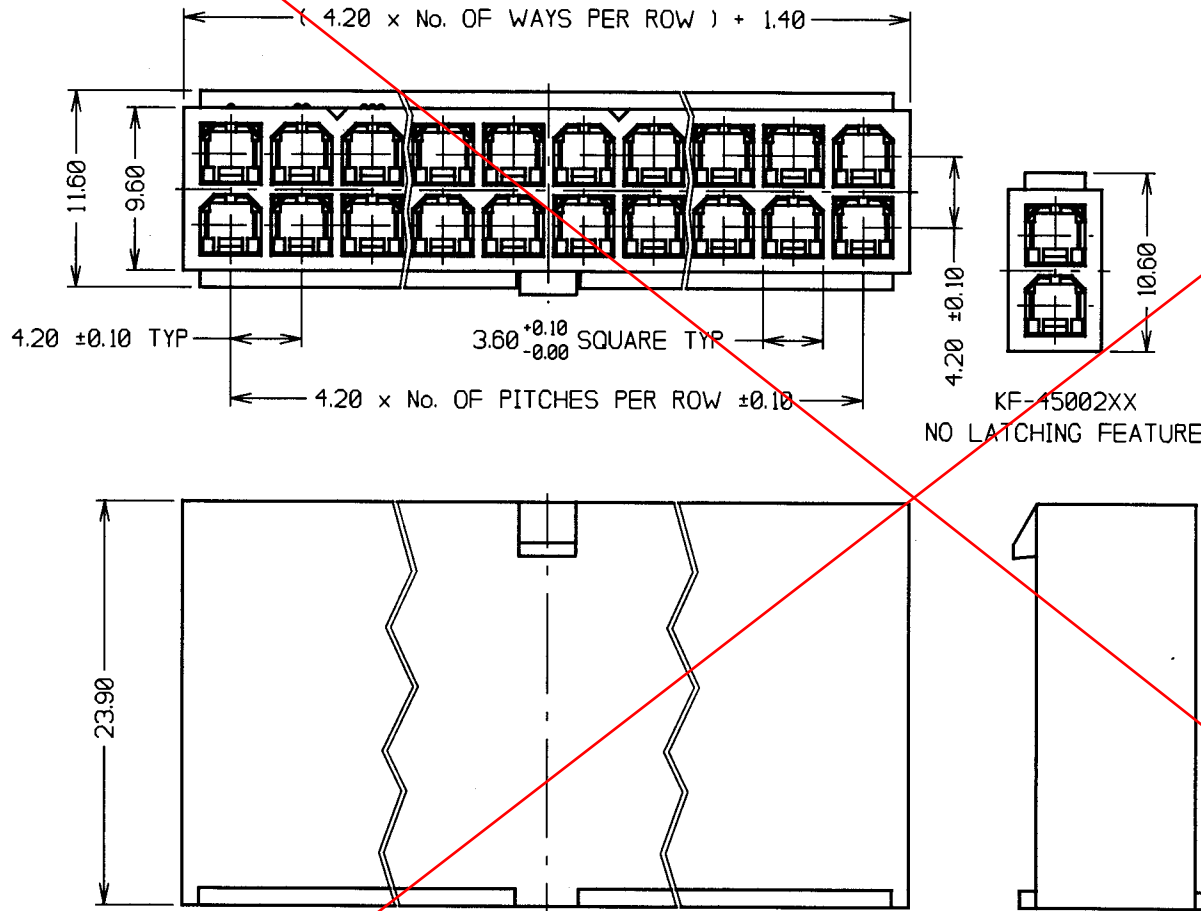
IF IN DOUBT - ASK

©

NOT TO SCALE

THIRD ANGLE PROJECTION

ALL DIMENSIONS IN mm



SPECIFICATIONS:

MATERIALS:

MOULDINGS:

KF-450XX98 - NYLON 66 UL94V-2 BLACK
 KF-450XX00 - NYLON 66 UL94V-2 NATURAL

FINISH: CLEAN

No. OF CONTACTS	2-3	4-6	7-10	11-24
CURRENT RATING	9 AMPS	8 AMPS	7 AMPS	6 AMPS

VOLTAGE RATING - 600V
 DIELECTRIC WITHSTANDING - 1500V AC
 CONTACT RESISTANCE - 10 MILLIOHMS MAX
 INSULATION RESISTANCE - 1000 MEGOHMS MIN

MECHANICAL:

CONTACT INSERTION FORCE - 14.7N MAX
 CONTACT RETENTION FORCE - 29.4N MIN
 DURABILITY - 30 OPERATIONS

ENVIRONMENTAL:

TEMPERATURE RANGE - -40°C TO +105°C
 FOR COMPONENT SPECIFICATION, SEE COMPONENT SPECIFICATION C033XX (LATEST ISSUE).

ORDER CODE:

KF-450XXXX

No. OF WAYS _____
 1 TO 12

FINISH:

98 = BLACK
 00 = NATURAL

OBSOLETE

NOTES:

1. ALL TOLERANCES TO BE ±0.35 UNLESS OTHERWISE STATED.
2. FOR USE WITH REELED MALE CRIMPS KF-440/4410006 AND LOOSE MALE CRIMPS KF-445/4460006 SPECIFICATIONS.
3. STATED ABOVE APPLY WHEN HOUSING IS USED WITH THESE CONTACTS.

6	27.03.01	5826
ISS.	DATE	C/NOTE
APPROVED:	<i>[Signature]</i>	
CHECKED:	<i>[Signature]</i>	
DRAWN:	J. KEIR	
CUSTOMER REF.:		
ASSEMBLY DRG.:		

HARWIN

THIS DRAWING AND ANY INFORMATION OR DESCRIPTIVE MATTER SET OUT HEREON ARE CONFIDENTIAL AND COPYRIGHT PROPERTY OF THE HARWIN GROUP AND MUST NOT BE DISCLOSED, LOANED, COPIED OR USED FOR MANUFACTURING, TENDERING OR FOR ANY OTHER PURPOSE WITHOUT THEIR WRITTEN PERMISSION

TOLERANCES

X.	± 1mm
X.X	± 0.25mm
X.XX	± 0.10mm
X.XXX	± 0.01mm
ANGLES	± 1°

UNLESS STATED

MATERIAL:
SEE ABOVE

FINISH: CLEAN

S/AREA: mm²

TITLE: POWERFIT®
4.2mm PITCH DIL MALE CRIMP HOUSING

DRAWING NUMBER: KF-450XXXX

SHT 2 **OF** 2

HARWIN INC U.S.A. TEL: (812) 285 0055 FAX: (812) 285 0056	HARWIN PLC U.K. TEL: 023 9231 4545 FAX: 023 9231 4590	HARWIN PTE SINGAPORE TEL: 65 7794909 FAX: 65 7793868
---	---	--

Customer Information Sheet

DRAWING No.: KF-4500200

SHEET 2 OF 2

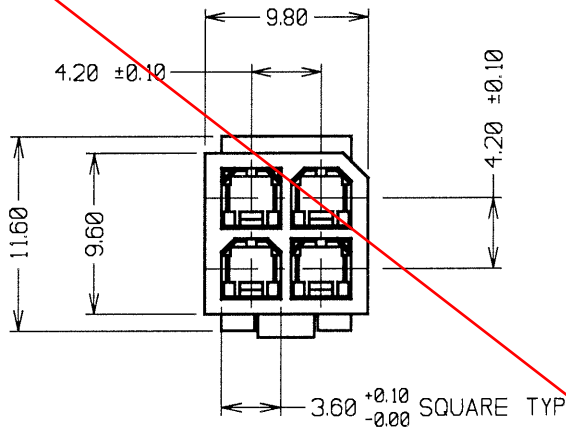
IF IN DOUBT - ASK

©

NOT TO SCALE

THIRD ANGLE PROJECTION

ALL DIMENSIONS IN mm



OBSOLETE

SPECIFICATIONS:

MATERIALS:

MOULDING - NYLON 66 UL94V-2 NATURAL
FINISH: CLEAN

ELECTRICAL:

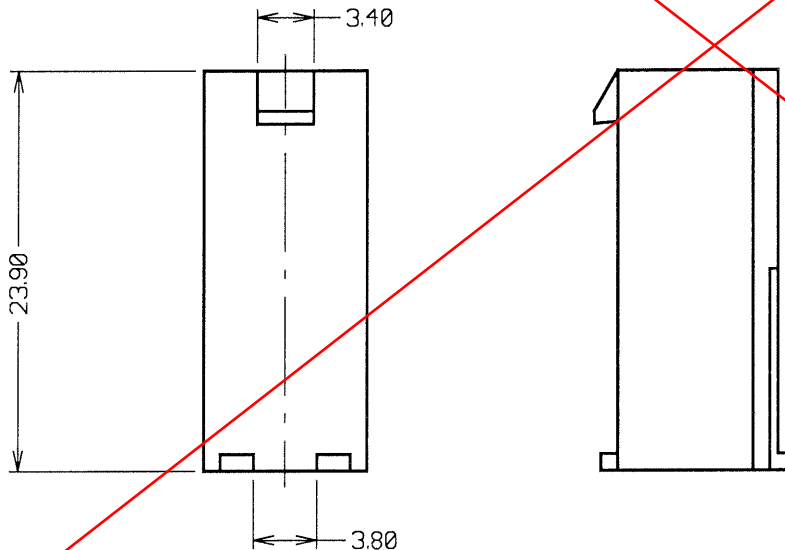
CURRENT RATING - 8 AMPS
VOLTAGE RATING - 600V
DIELECTRIC WITHSTANDING - 1500V AC
CONTACT RESISTANCE - 10 MILLIOHMS MAX
INSULATION RESISTANCE - 1000 MEGOHMS MIN

MECHANICAL:

CONTACT INSERTION FORCE - 14.7N MAX
CONTACT RETENTION FORCE - 29.4N MIN
DURABILITY - 30 OPERATIONS

ENVIRONMENTAL:

TEMPERATURE RANGE - -40°C TO +105°C
FOR COMPONENT SPECIFICATION, SEE COMPONENT SPECIFICATION C033XX (LATEST ISSUE).



NOTES:

1. ALL TOLERANCES TO BE ± 0.35 UNLESS OTHERWISE STATED.
2. FOR USE WITH REELED MALE CRIMP KF-4400046.
3. SPECIFICATIONS STATED ABOVE APPLY WHEN HOUSING IS USED WITH KF-4400046 CONTACTS.

JMB	7	28.06.06	9302
NAME	ISS.	DATE	C/NOTE
APPROVED: <i>J. Keir</i>			
CHECKED: <i>M. J. Keir</i>			
DRAWN: J. KEIR			
CUSTOMER REF.:			
ASSEMBLY DRG:			

HARWIN

HARWIN USA
TEL: 603 893 5376
FAX: 603 893 5396
mis@harwin.com

HARWIN Europe (UK)
TEL: 023 9231 4545
FAX: 023 9231 4590
mis@harwin.co.uk

HARWIN Asia
TEL: +65 6 779 4909
FAX: +65 6 779 3868
mis@harwin.com.sg

THIS DRAWING AND ANY INFORMATION OR DESCRIPTIVE MATTER SET OUT HEREON ARE CONFIDENTIAL AND COPYRIGHT PROPERTY OF THE HARWIN GROUP AND MUST NOT BE DISCLOSED, LOANED, COPIED OR USED FOR MANUFACTURING, TENDERING OR FOR ANY OTHER PURPOSE WITHOUT THEIR WRITTEN PERMISSION.

TOLERANCES	
X.	± 1.0 mm
X.X	± 0.25 mm
X.XX	± 0.10 mm
X.XXX	± 0.01 mm
ANGLES	$\pm 5^\circ$
UNLESS STATED	

MATERIAL:	SEE ABOVE
FINISH:	CLEAN
S/AREA:	mm ²

TITLE:	POWERFIT® 4.2mm PITCH DIL MALE CRIMP HOUSING
DRAWING NUMBER:	KF-4500200
SHT	2 OF 2