

1746973-1 ✓ ACTIVE



GRACE INERTIA 6.2

TE Internal #: 1746973-1

Power Contacts, Contact, 600 VAC, 600 VDC, Tin, 16 – 14 AWG

Wire Size, 1.31 – 2.18 mm² Wire Size, Wire & Cable, Crimp, Power, Tab, GRACE INERTIA 6.2

[View on TE.com >](#)

Connectors > Power Connectors > Power Contacts > GRACE INERTIA Tab



Power Contact Type: **Contact**

Operating Voltage: **600 VDC**

Contact Mating Area Plating Material: **Tin**

Wire Size: **16 – 14 AWG**

[All GRACE INERTIA Tab \(4\)](#)

Features

Product Type Features

Compatible With Discrete Wire Type	Stranded
Power Contact Type	Contact
Connector & Contact Terminates To	Wire & Cable

Electrical Characteristics

Operating Voltage	600 VDC
-------------------	---------

Contact Features

Contact Mating Area Plating Material	Tin
Contact Current Rating (Max)	15 A
Contact Type	Tab
Contact Retention Within Housing	With
Mating Tab Width	3.1 mm[.122 in]
Mating Tab Thickness	.8 mm[.3 in]
Contact Base Material	Copper Alloy



Wire Contact Termination Area Plating Thickness	.8 – 1.4 μm[31.49 – 55.11 μin]
---	--------------------------------

Wire Contact Termination Area Plating Material	Pre-Tin
--	---------

Wire Contact Termination Area Plating Material Finish	Bright
---	--------

Contact Orientation	Straight
---------------------	----------

Termination Features

Termination Method to Wire & Cable	Crimp
------------------------------------	-------

Mechanical Attachment

Contact Retention Type Within Housing	Locking Lance
---------------------------------------	---------------

Wire Insulation Support	Without
-------------------------	---------

Dimensions

Wire Size	1.31 – 2.18 mm ²
-----------	-----------------------------

Compatible Insulation Diameter Range	2 – 3.75 mm[.079 – .148 in]
--------------------------------------	-----------------------------

Usage Conditions

Operating Temperature Range	-40 – 105 °C[-40 – 221 °F]
-----------------------------	----------------------------

Operation/Application

Circuit Application	Power
---------------------	-------

Packaging Features

Packaging Quantity	2000
--------------------	------

Packaging Method	Reel
------------------	------

Other

Power Connectors Comment	High current
--------------------------	--------------

Product Compliance

For compliance documentation, visit the product page on [TE.com](https://www.te.com)>

EU RoHS Directive 2011/65/EU	Compliant
------------------------------	-----------

EU ELV Directive 2000/53/EC	Compliant
-----------------------------	-----------

China RoHS 2 Directive MIIT Order No 32, 2016	No Restricted Materials Above Threshold
---	---

EU REACH Regulation (EC) No. 1907/2006	Current ECHA Candidate List: JUNE 2023 (235) Candidate List Declared Against: JUNE 2023 (235) Does not contain REACH SVHC
--	---

Halogen Content	Low Halogen - Br, Cl, F, I < 900 ppm per homogenous material. Also BFR/CFR/PVC
-----------------	--



Free

Solder Process Capability

Not applicable for solder process capability

Product Compliance Disclaimer

This information is provided based on reasonable inquiry of our suppliers and represents our current actual knowledge based on the information they provided. This information is subject to change. The part numbers that TE has identified as EU RoHS compliant have a maximum concentration of 0.1% by weight in homogenous materials for lead, hexavalent chromium, mercury, PBB, PBDE, DBP, BBP, DEHP, DIBP, and 0.01% for cadmium, or qualify for an exemption to these limits as defined in the Annexes of Directive 2011/65/EU (RoHS2). Finished electrical and electronic equipment products will be CE marked as required by Directive 2011/65/EU. Components may not be CE marked. Additionally, the part numbers that TE has identified as EU ELV compliant have a maximum concentration of 0.1% by weight in homogenous materials for lead, hexavalent chromium, and mercury, and 0.01% for cadmium, or qualify for an exemption to these limits as defined in the Annexes of Directive 2000/53/EC (ELV). Regarding the REACH Regulation, the information TE provides on SVHC in articles for this part number is based on the latest European Chemicals Agency (ECHA) 'Guidance on requirements for substances in articles' posted at this URL: <https://echa.europa.eu/guidance-documents/guidance-on-reach>

Compatible Parts



TE Part # 2305570-1
Strip Terminal Cutter-Side Feed-No Crimp



TE Part # CAT-G7534-C1701
STD Temp GRACE INERTIA Cap



TE Part # 2151852-1
OCEAN_2.0_Applicator-S-110F160F



TE Part # 1729675-1
SAHT GIC 6.2MM PITCH 16-14 ASSY



TE Part # 2-2151852-1
OCEAN_2.0_Applicator-S-110F160F



TE Part # 2-2151852-2
OCEAN_2.0_Applicator-S-110F160FA



TE Part # 2151851-1
OCEAN-2.0-APPLICATOR-S-042F059F



TE Part # 2151852-2
OCEAN_2.0_Applicator-S-110F160FA



TE Part # 4-1746978-1
GRACE INERTIA 6.2mm PITCH CAP 3POS



TE Part # 7-2151852-1
OCEAN_2.0_Applicator-S-110F160F




TE Part # 7-2151852-2
OCEAN_2.0_Applicator-S-110F160FA



TE Part # 7-2151852-7
OCEAN_2.0_SPARE_PART_KIT-110F160F

Also in the Series | GRACE INERTIA 6.2



Power Contacts(4)

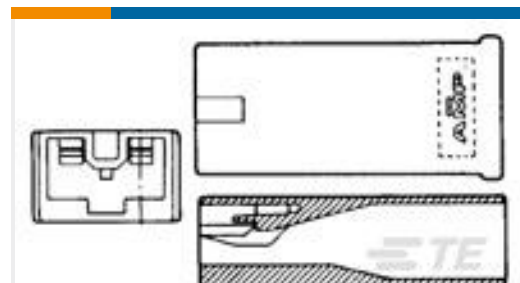



Rectangular Connector Locking(1)



Rectangular Power Connectors(13)

Customers Also Bought

TE Part #175020-1
250 PL EX REC. 22-18AWG PTBRTE Part #179970-9
PL EXII 250 REC HSG 1P NYLON
BLACKTE Part #173724-5
PL EX 187 REC 20-14AWG PTPBTE Part #5-917698-1
2.5 SIGNAL DBL LOCK D.L.P 2PTE Part #2-1969541-6
RETAINER, TPA, DUAL ROW, EP2.5TE Part #2-2323743-6
HOUSING, PLUG, GWT, 26P, DUAL
ROW, EP2.5TE Part #2371403-1
SGI 1.25 RCPT Contact, 26-30AWG

Documents

Product Drawings

GRACE INERTIA CONNECTOR 6.2MM PITCH TAB

Japanese

CAD Files

Customer View Model

[ENG_CVM_CVM_1746973-1_C.2d_dxf.zip](#)

English

3D PDF

3D

Customer View Model

[ENG_CVM_CVM_1746973-1_C.3d_igs.zip](#)

English

Customer View Model

[ENG_CVM_CVM_1746973-1_C.3d_stp.zip](#)

English

By downloading the CAD file I accept and agree to the [Terms and Conditions](#) of use.



Datasheets & Catalog Pages

[1-1773883-5 GRACE INERTIA connector quick reference guide](#)

English

Product Specifications

[Application Specification](#)

English

Product Environmental Compliance

[MD_1746973-1_053120182358_dmtec](#)

English

[MD_1746973-1_053120182358_dmtec](#)

English

Instruction Sheets

[Extraction Tool For Grace Inertia Connector](#)

Japanese

[Instruction Sheet \(non U.S.\)](#)

Japanese