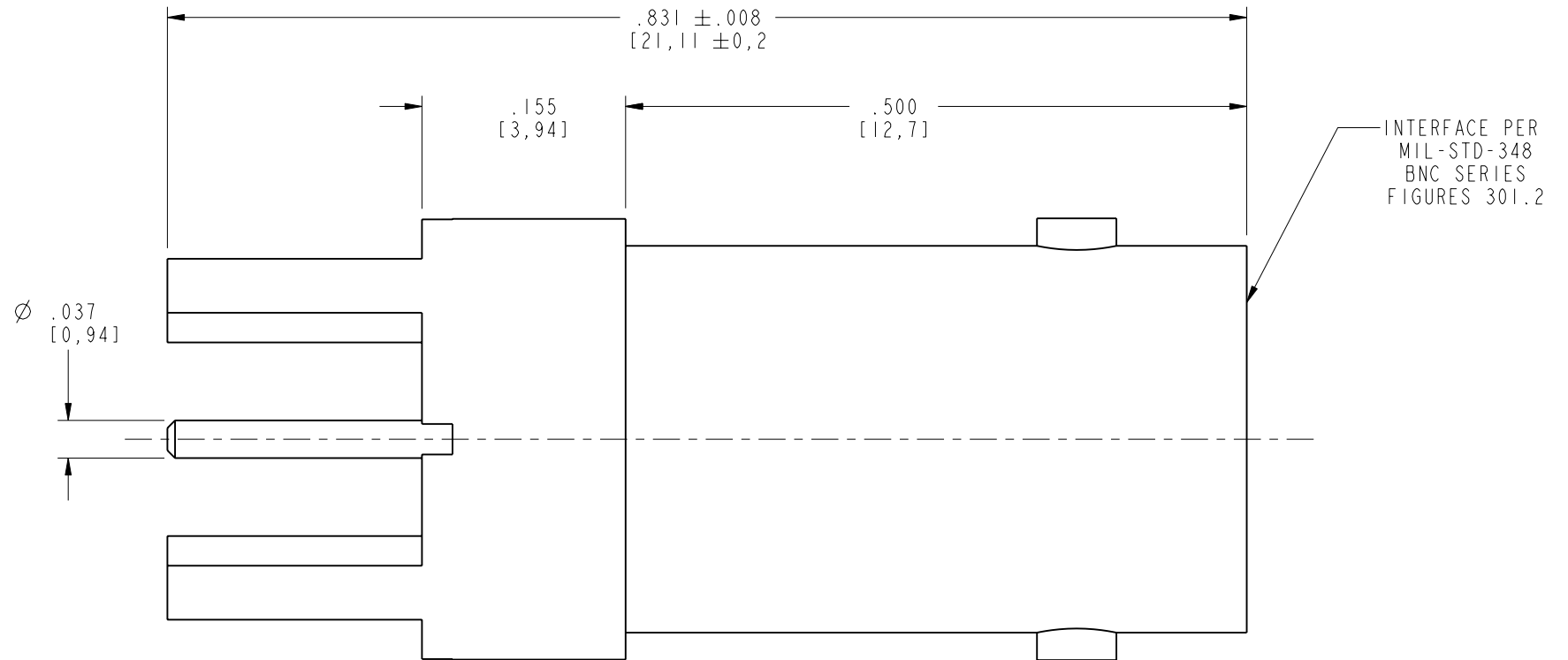
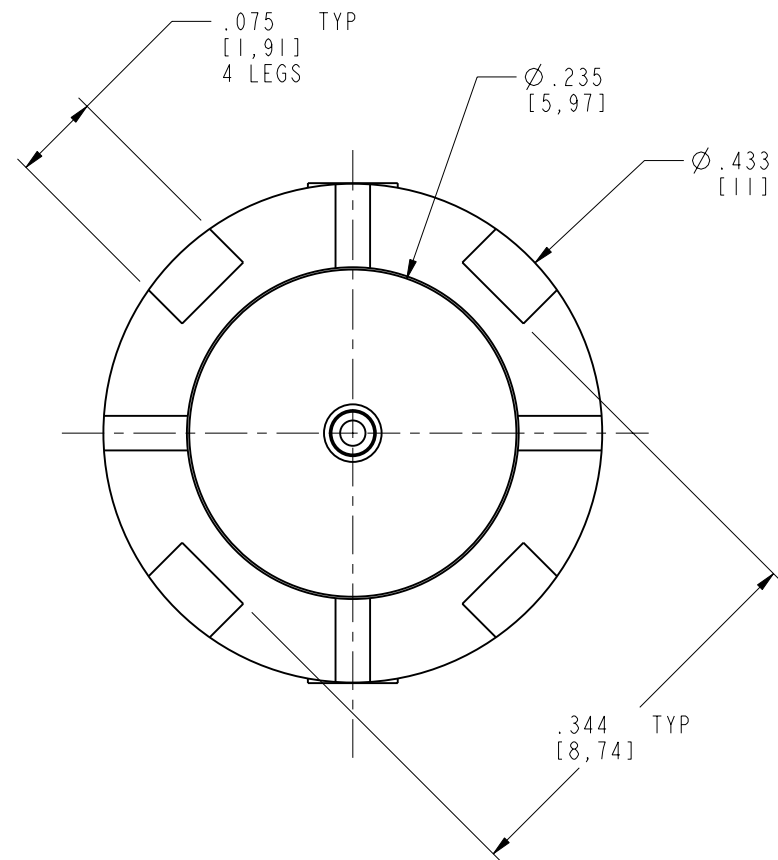
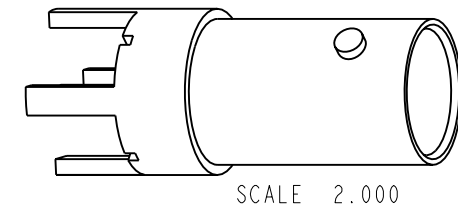


NOTES:

- MATERIALS OF CONSTRUCTION:
 BODY = BRASS, NICKEL PLATED
 CONTACT = PHOSPHOR BRONZE, GOLD PLATED (.000005 MIN) THICK
 INSULATOR = PBT POLYESTER
- PACKAGE IN BAG 999-226A, MARK BAG: "31-5329-52RFX YYWW"

31-5329-52RFX		REVISIONS			
DRAWING NO.	REV	DESCRIPTION	DATE	ECO	APPR
THIRD ANGLE PROJ.	-01-	RELEASE TO MFG.	-----	-----	-----
	B	SEE SHEET 1	9/11/02	44192	CPM
	C	SEE SHEET 1	4/12/05	45485	CPM



CUSTOMER OUTLINE DRAWING
 ALL OTHER SHEETS ARE FOR INTERNAL USE ONLY

UNLESS OTHERWISE SPECIFIED, DIMENSIONS ARE IN INCHES AND TOLERANCES ARE: 2 PLACE DECIMAL ±.015 (0,381 mm) 3 PLACE DECIMAL ±.005 (0,127 mm) ANGLES ± 1°	MATERIAL	DRAWN C. McGRATH	DATE 9/9/02	TITLE 50 OHM BNC PCB MOUNT RECEPTACLE		Amphenol RF Danbury, CT, USA Tainan, Taiwan Shenzhen, China www.amphenolrf.com	
	REFERENCE EAR# 112-963626 GEN# ASSYFI_BNC75	ENGINEER O. BARTHELMES	DATE 9/9/02				
NOTICE - These drawings, specifications, or other data (1) are, and remain the property of Amphenol Corp. (2) must be returned upon request; and (3) are confidential and not to be disclosed to any person other than those to whom they are given by Amphenol Corp. The furnishing of these drawings, specifications, or other data by Amphenol Corp., or to any other person to anyone for any purpose is not to be regarded by implication or otherwise in any manner licensing, granting rights or permitting such holder or any other person to manufacture, use or sell any product, process or design, patented or otherwise, that may in any way be related to or disclosed by said drawings, specifications, or other data.		CAD FILE I:\BNC_75\31-5329-52RFX	CODE ID 74868	DWG SIZE B	DRAWING NO. 31-5329-52RFX	SCALE: 6.0:1	SHEET 2 OF 2
						REV C	