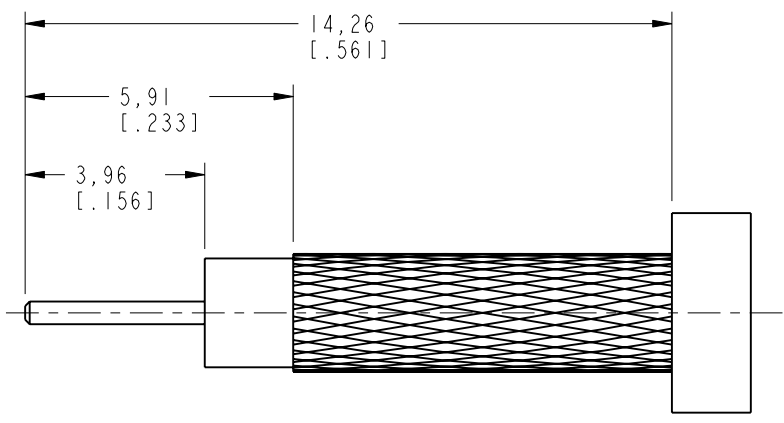


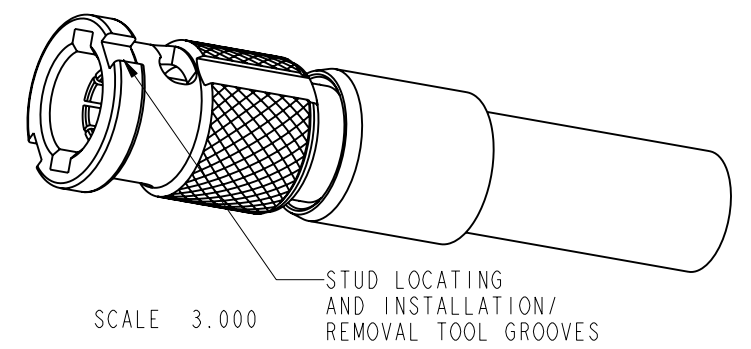
- NOTES:
- MATERIAL AND FINISH (PLATING THICKNESS IN MICRO-INCHES):
 BODY AND BAYONET SLEEVE - BRASS, NICKEL PLATING
 OUTER CONTACT - BeCu, NICKEL PLATING
 CONTACT - PHOSPHOR BRONZE, GOLD PLATING
 FERRULE - BRASS, NICKEL PLATING
 INSULATOR - PTFE, NATURAL
 - ELECTRICAL:
 A. IMPEDANCE: 75 OHM
 B. FREQUENCY RANGE: DC - 6 GHz
 C. RETURN LOSS: 30 dB MIN @ 3 GHz
 D. DIELECTRIC WITHSTANDING VOLTAGE: 1000 VRMS, MIN.
 E. INSULATION RESISTANCE: 10,000 MΩ MIN
 - MECHANICAL:
 A. DURABILITY: 500 CYCLES MIN.
 B. TEMPERATURE RANGE: -65° C TO +165° C
 - ENVIRONMENTAL:
 A. THERMAL SHOCK PER MIL-STD-202 METHOD 107
 TEST CONDITION B (EXCEPT HIGH TEMP @200°C)
 B. VIBRATION: MIL-STD-202 METHOD 204 TEST CONDITION B
 C. SHOCK: MIL-STD-202 METHOD 213 TEST CONDITION B
 D. CORROSION: MIL-STD-202 METHOD 101
 TEST CONDITION B 5% SALT SOLUTION
 - PACKAGING:
 A. QUANTITY: SINGLE PACK
 B. MARKING: BAG TO BE MARKED:
 "AMPHENOLRF, 34-1055 DATE CODE
 U.S. PATENT NO. 7,553,177"

THIRD ANGLE PROJ.

REVISIONS				
REV	DESCRIPTION	DATE	ECO	APPR
A	RELEASE TO MFG.	29-May-13	49135	JC
B	NOTE 4 IN SHEET 1 WAS CHANGED	07-Aug-18	08804	SH

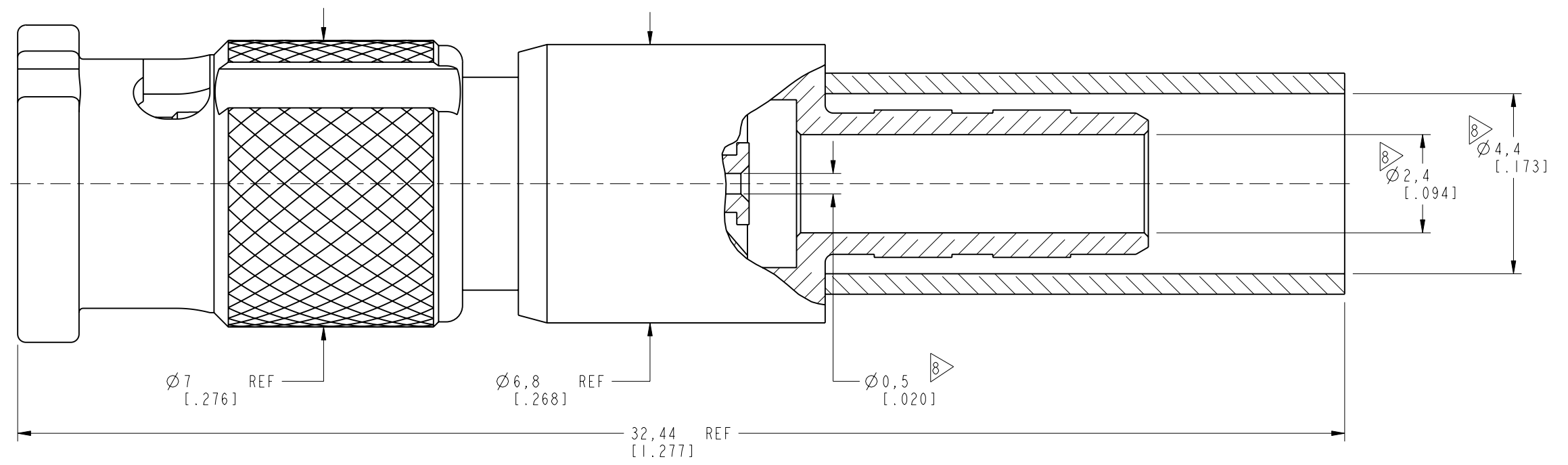


RECOMMENDED CABLE STRIPPING DIMENSIONS



- HIGH DENSITY INSTALLATION/REMOVAL TOOL: 227-T2000.
- CABLE ASSEMBLY INSTRUCTIONS:
 A. TRIM CABLE AS SHOWN.
 B. CRIMP CONTACT TO CABLE CENTER CONDUCTOR WITH .043" SQUARE DIE.
 C. CRIMP FERRULE WITH .178" HEX.

SHOWS CABLE ENTRY DIMENSIONS.



PROTECTED UNDER U.S. PATENT # 7,553,177

CUSTOMER OUTLINE DRAWING
 ALL OTHER SHEETS ARE FOR INTERNAL USE ONLY

UNLESS OTHERWISE SPECIFIED, DIMENSIONS ARE IN METRIC AND TOLERANCES ARE: <0.5mm ±0.05mm 0.5 - 6mm ±0.1mm 6 - 30mm ±0.2mm 30 - 120mm ±0.3mm ANGLES ±1°	MATERIAL	DRAWN	DATE	TITLE HD-BNC STR PLUG FOR BELDEN 735A CABLE		Amphenol RF www.amphenolrf.com	
	SEE NOTES	W.ZENG	9-Aug-18				
NOTICE - These drawings, specifications, or other data (1) are, and remain the property of Amphenol corp. (2) must be returned upon request; and (3) are confidential and not to be disclosed to any person other than those to whom they are given by Amphenol Corp. the furnishing of these drawings, specifications, or other data by Amphenol Corp., or to any other person to anyone for any purpose is not to be regarded by implication or otherwise in any manner licensing, granting rights to permitting such holder or any other person to manufacture, use or sell any product, process or design, patented or otherwise, that may in any way be related to or disclosed by said drawings, specifications, or other data.	REFERENCE	ENGINEER	DATE	SCALE: 8.0:1.0 SHEET 2 OF 2		DRAWING NO.34-1055 ITEM NO.34-1055	
	EAR #	A ARUN PRABU	09-Feb-12				
	CONFIGURATION LEVEL: In Work	APPROVED	DATE		DWG SIZE	REV	PART NO.34-1055
FINISH	S.HSIEH	10-Aug-18		B	B		