

NOTES:

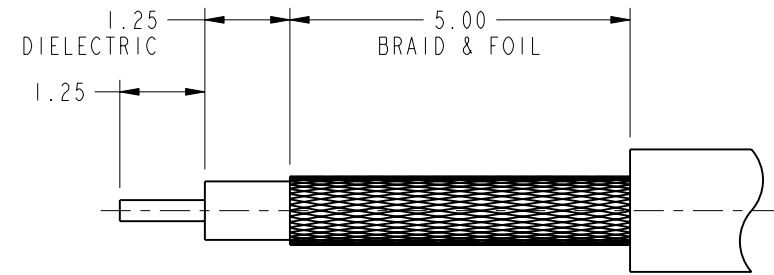
1. MATERIALS AND FINISHES:  
 BODY AND CONTACT - BeCu, GOLD PLATING  
 BODY-REAR - BRASS, GOLD PLATING  
 FERRULE - COPPER, NICKEL PLATING  
 INSULATOR - PTFE
2. ELECTRICAL:  
 A. IMPEDANCE: 50 OHM  
 B. FREQUENCY RANGE: 2 MHz-6 GHz  
 C. VSWR : 1.15 MAX @ DC TO 6 GHz
3. MECHANICAL:  
 A. DURABILITY: 100 CYCLES MIN.  
 B. TEMPERATURE RANGE: -65° C TO +165° C
4. PACKAGING:  
 A. QUANTITY: SINGLE PACK  
 B. MARKING: BAG TO BE MARKED  
 "AMPHENOL RF, 925-129C-51S, AND DATE CODE"
5. CABLE ASSEMBLY INSTRUCTIONS:  
 A. TRIM CABLE AS SHOWN.  
 B. SOLDER CONTACT TO CABLE CENTER CONDUCTOR  
 C. CRIMP FERRULE WITH .128" HEX.

6 SHOWS CABLE ENTRY DIMENSIONS

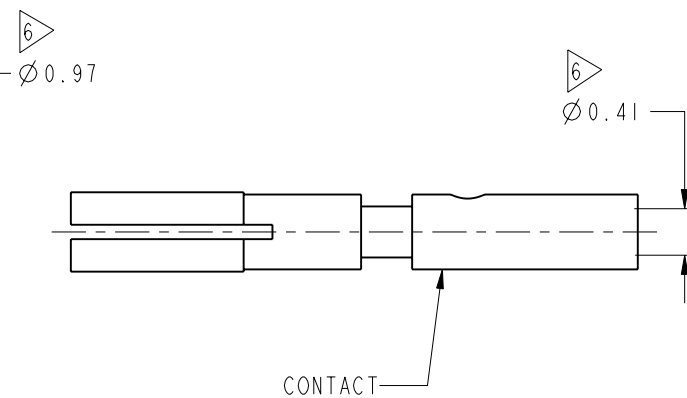
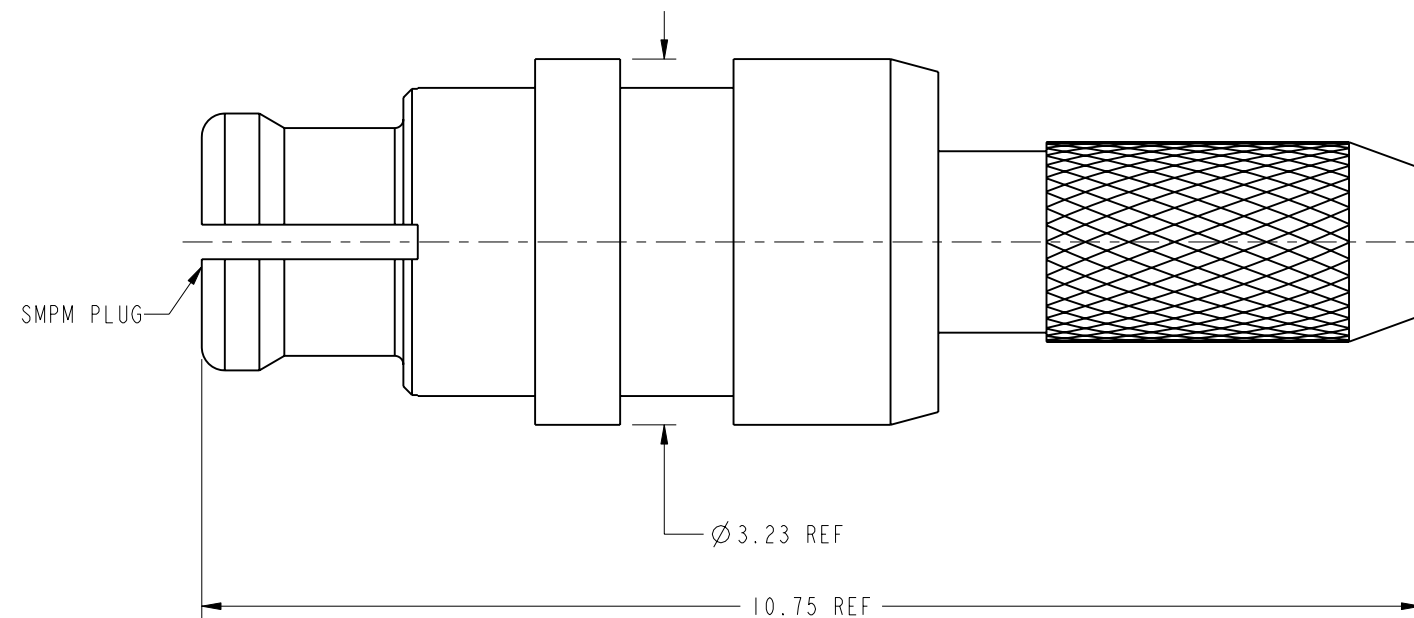
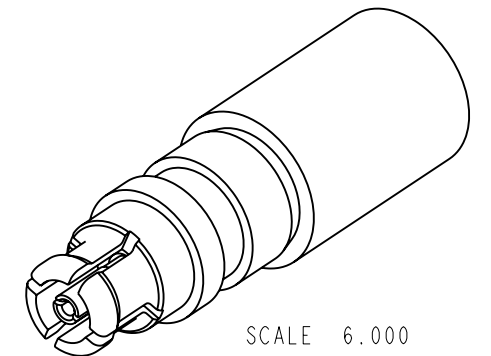
THIRD ANGLE PROJ.

REVISIONS

REV	DESCRIPTION	DATE	ECO	APPR
A	RELEASE TO MFG.	28-Jun-16	00941	MM



**RECOMMENDED CABLE STRIPPING DIMENSIONS**



**CUSTOMER OUTLINE DRAWING**

ALL OTHER SHEETS ARE FOR INTERNAL USE ONLY

UNLESS OTHERWISE SPECIFIED, DIMENSIONS ARE IN METRIC AND TOLERANCES ARE: <0.5mm ±0.05mm    0.5 - 6mm ±0.1mm    6 - 30mm ±0.2mm    30 - 120mm ±0.3mm    ANGLES ±1°	MATERIAL	DRAWN	DATE	TITLE SMPM STR PLUG FOR RG-178/GORE CXN3404	Amphenol RF www.amphenolrf.com
	SEE NOTES	R. MAO	28-Jun-16		
NOTICE - These drawings, specifications, or other data (1) are, and remain the property of Amphenol corp. (2) must be returned upon request; and (3) are confidential and not to be disclosed to any person other than those to whom they are given by Amphenol Corp. the furnishing of these drawings, specifications, or other data by Amphenol Corp., or to any other person to anyone for any purpose is not to be regarded by implication or otherwise in any manner licensing, granting rights to permitting such holder or any other person to manufacture, use or sell any product, process or design, patented or otherwise, that may in any way be related to or disclosed by said drawings, specifications, or other data.	REFERENCE	ENGINEER	DATE	SCALE: 15.0:1.0	DRAWING NO. 925-129C-51S ITEM NO. 925-129C-51S PART NO. 925-129C-51S
	EAR # 5420	RAJAVIJAYAN S	14-Nov-12	SHEET 2 OF 2	
	CONFIGURATION LEVEL: In Work	APPROVED	S. HSIEH	DATE	DWG SIZE
FINISH			28-Jun-16	B	A