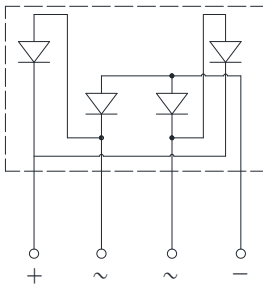



Bridge Rectifiers



Features

- UL recognition, file #E230084
- Ideal for printed circuit boards
- High surge current capability
- Solder dip 275 °C max. 7 s, per JESD 22-B106

Typical Applications

General purpose use in AC/DC bridge full wave rectification for monitor, TV, printer, power supply, switching mode power supply, adapter, audio equipment, and home appliances applications.

Mechanical Data

- **Package:** GBP
Molding compound meets UL 94 V-0 flammability rating, RoHS-compliant
- **Terminals:** Tin plated leads, solderable per J-STD-002 and JESD22-B102
- **Polarity:** As marked on body

■ Maximum Ratings ($T_a=25^\circ\text{C}$ Unless otherwise specified)

PARAMETER	SYMBOL	UNIT	GBP4005	GBP401	GBP402	GBP404	GBP406	GBP408	GBP410
Device marking code			GBP4005	GBP401	GBP402	GBP404	GBP406	GBP408	GBP410
Repetitive peak reverse voltage	VRRM	V	50	100	200	400	600	800	1000
Average rectified output current @60Hz sine wave, R-load	With heatsink $T_c=140^\circ\text{C}$	IO	A	4.0					
	Without heatsink $T_c=70^\circ\text{C}$								
Surge(non-repetitive)forward current @60Hz half sine wave, 1 cycle, $T_j=25^\circ\text{C}$	IFSM	A	110						
Current squared time @1ms $\leq t \leq 8.3$ ms $T_j=25^\circ\text{C}$, Rating of per diode	I^2t	A ² S	50						
Storage temperature	Tstg	°C	-55 ~+150						
Junction temperature	Tj	°C	-55 ~+150						

■ Electrical Characteristics ($T_a=25^\circ\text{C}$ Unless otherwise specified)

PARAMETER	SYMBOL	UNIT	TEST CONDITIONS	GBP4005	GBP401	GBP402	GBP404	GBP406	GBP408	GBP410
Maximum instantaneous forward voltage drop per diode	V _F	V	IFM=2.0A	1.00						
Maximum DC reverse current at rated DC blocking voltage per diode	I _{RRM}	μA	V _{RM} =V _{RRM}	5						

■ Thermal Characteristics ($T_a=25^\circ\text{C}$ Unless otherwise specified)

PARAMETER	SYMBOL	UNIT	GBP4005	GBP401	GBP402	GBP404	GBP406	GBP408	GBP410
Thermal Resistance	Between junction and ambient	R _{θJ-A}	°C/W	47.0					
	Between junction and lead	R _{θJ-L}		10.0					



GBP4005 THRU GBP410

Ordering Information (Example)

PREFERRED P/N	PACKING CODE	UNIT WEIGHT(g)	MINIIMUM PACKAGE(pcs)	INNER BOX QUANTITY(pcs)	OUTER CARTON QUANTITY(pcs)	DELIVERY MODE
GBP4005 THRU GBP410	B1	1.4	35	2100	4200	TUBE

Characteristics (Typical)

FIG1:Io-Tc Curve

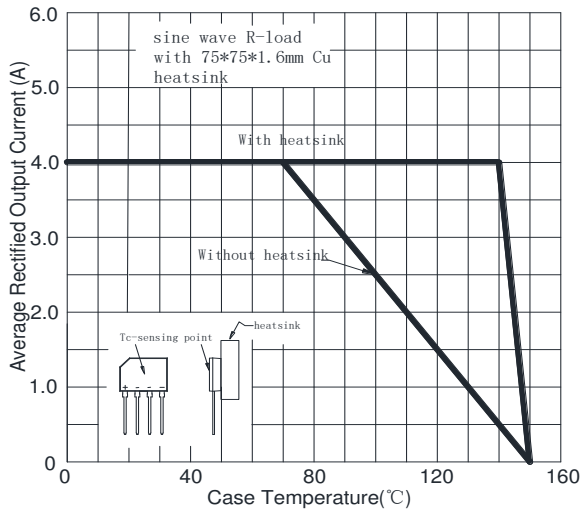


FIG2:Surge Forward Current Capability

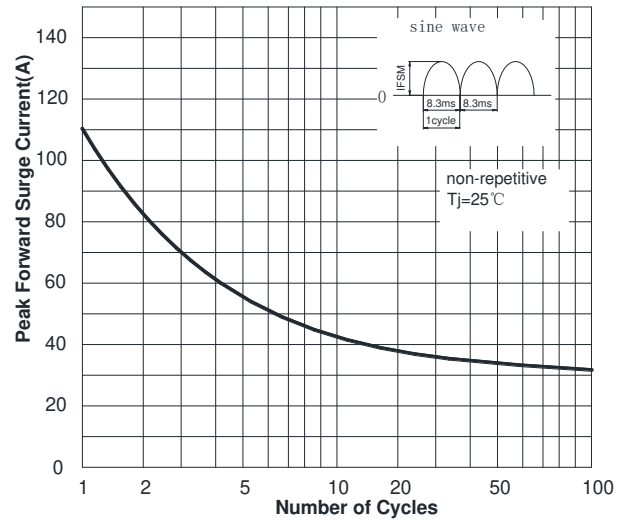


FIG3: Forward Voltage

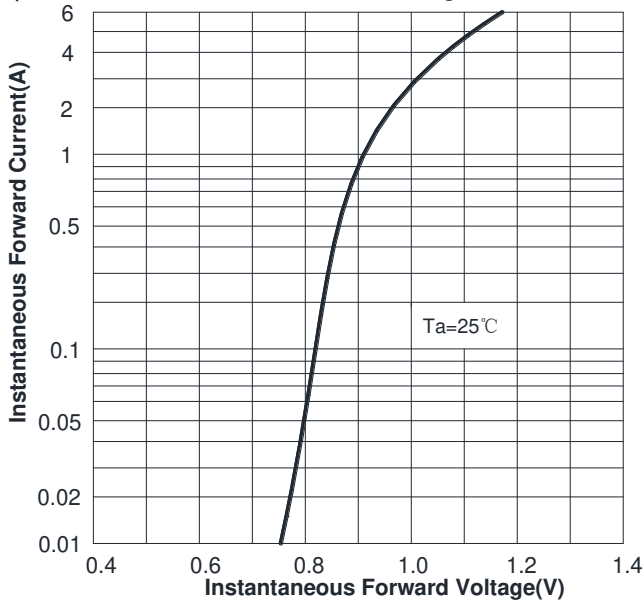
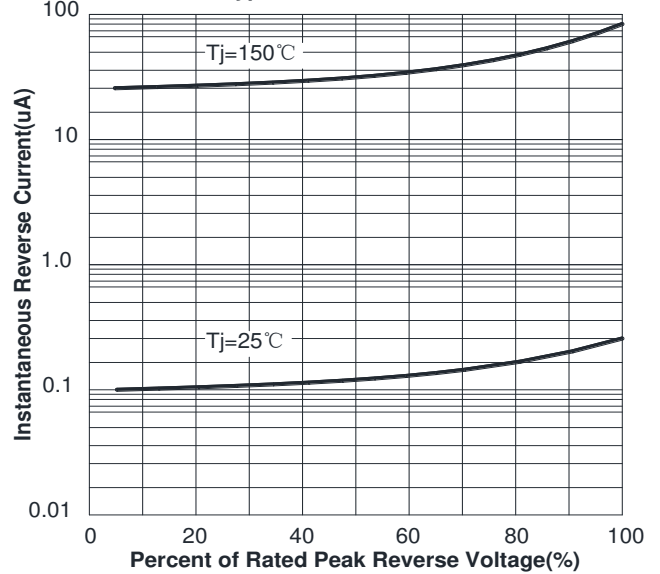


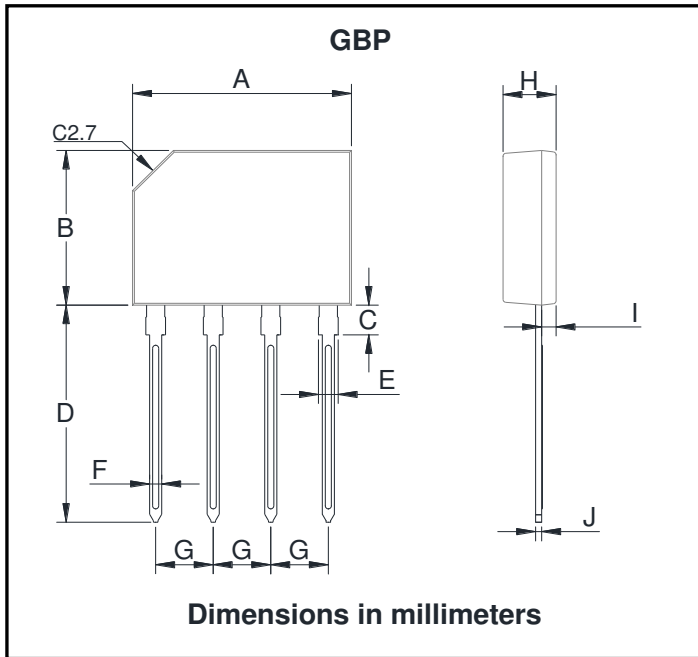
FIG4:Typical Reverse Characteristics





GBP4005 THRU GBP410

■ Outline Dimensions



GBP		
Dim	Min	Max
A	14.25	14.75
B	10.10	10.60
C	1.80	2.20
D	14.25	14.73
E	1.22	1.42
F	0.76	0.86
G	3.70	3.90
H	3.35	3.65
I	0.80	1.10
J	0.35	0.55



GBP4005 THRU GBP410

Disclaimer

The information presented in this document is for reference only. Yangzhou Yangjie Electronic Technology Co., Ltd. reserves the right to make changes without notice for the specification of the products displayed herein to improve reliability, function or design or otherwise.

The product listed herein is designed to be used with ordinary electronic equipment or devices, and not designed to be used with equipment or devices which require high level of reliability and the malfunction of which would directly endanger human life (such as medical instruments, transportation equipment, aerospace machinery, nuclear-reactor controllers, fuel controllers and other safety devices), Yangjie or anyone on its behalf, assumes no responsibility or liability for any damages resulting from such improper use of sale.

This publication supersedes & replaces all information previously supplied. For additional information, please visit our website [http:// www.21yangjie.com](http://www.21yangjie.com) , or consult your nearest Yangjie's sales office for further assistance.