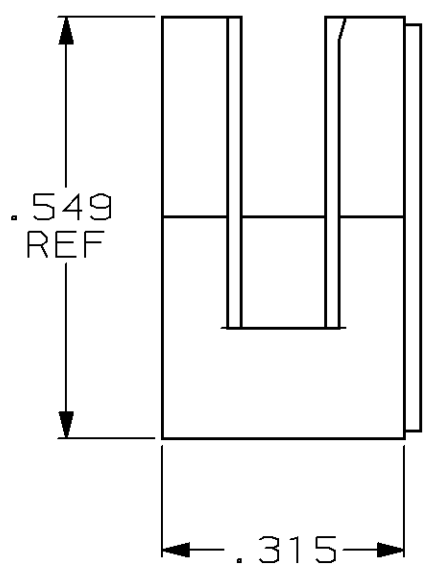
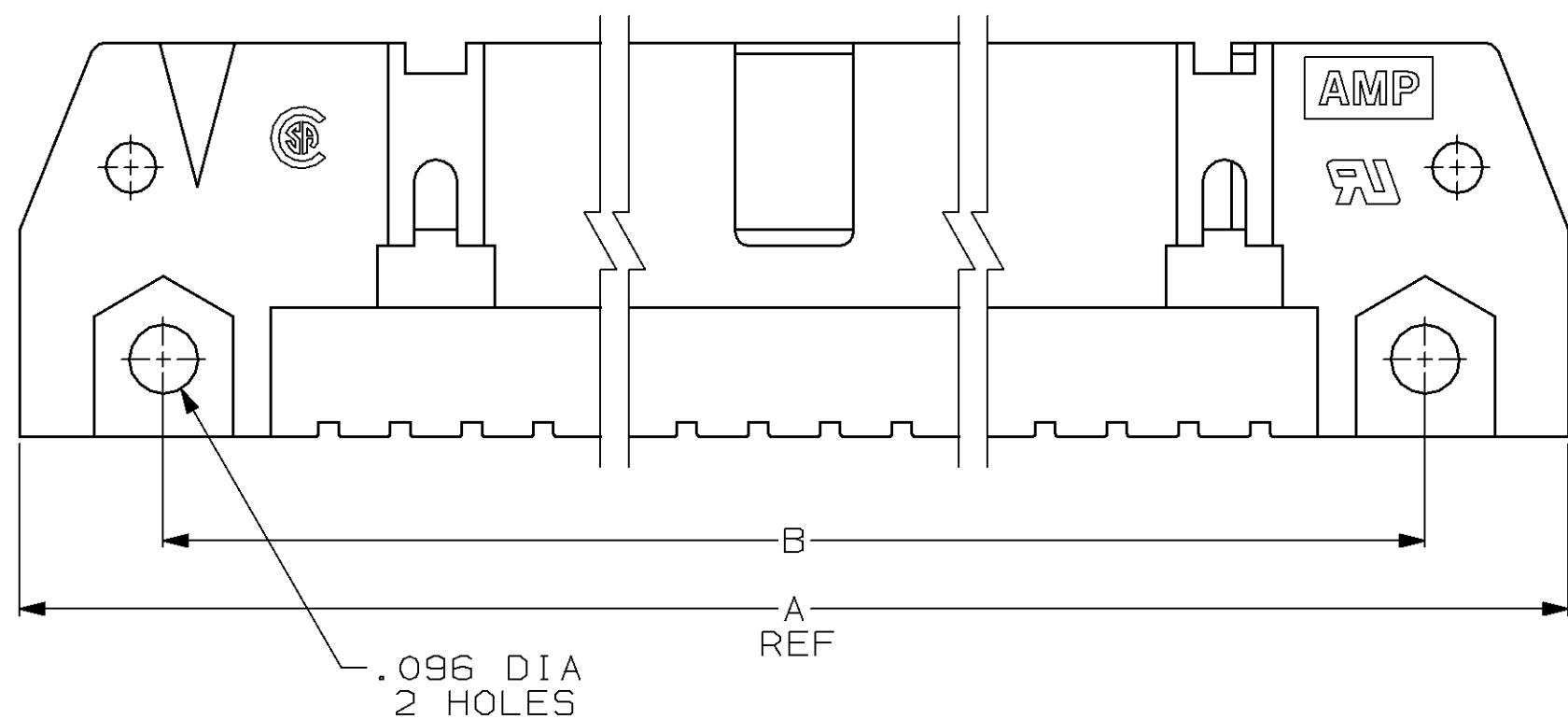
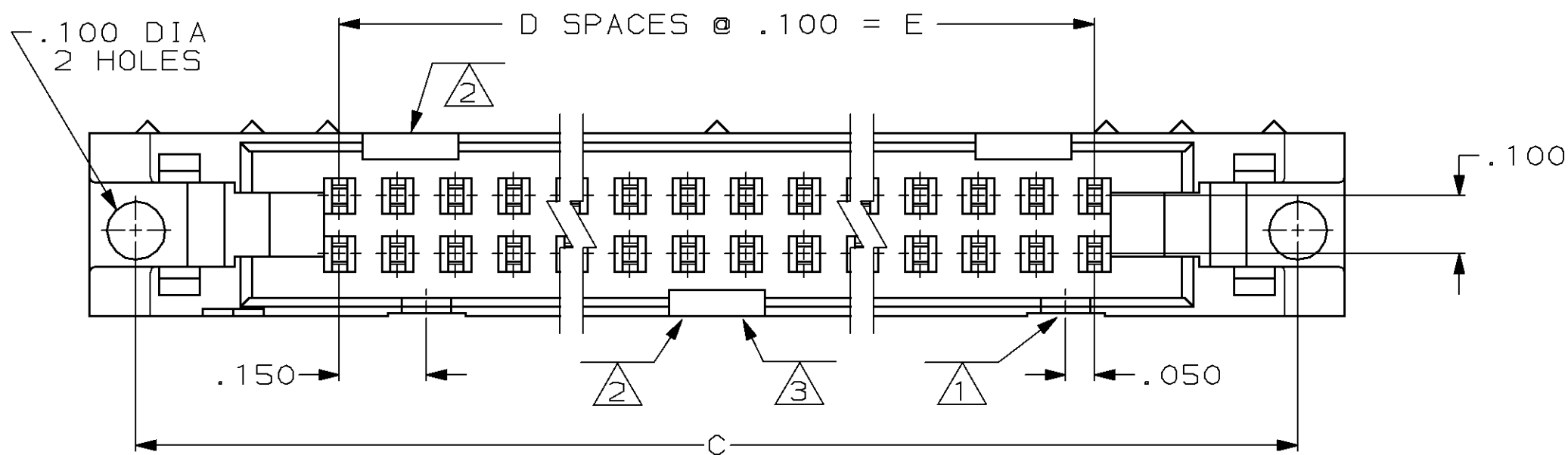


THIS DRAWING IS UNPUBLISHED. RELEASED FOR PUBLICATION  
 © COPYRIGHT 19 BY AMP INCORPORATED. ALL INTERNATIONAL RIGHTS RESERVED.

LOC	DIST	P	F	REVISIONS				
				ZONE	LTR	DESCRIPTION	DATE	APPD
AD	51				B	REDRAWN ON CAD	7/90	-
					C	REVISED PER ECN BD4318	9-18-90	RK
					D	OBS 1-102142-5 ECN BD5792	04/03/92	DK
					E	REV PER EC 0020-159-96	20 FEB 96	DK
					F	PER EC 0020-0543-96	T.S. 1-3-97	HR



OBSOLETE	2.600	26	3.300	3.060	3.460	54	1-102142-5
OBSOLETE	.300	3	1.000	.760	1.160	8	1-102142-4
	3.100	31	3.800	3.560	3.960	64	1-102142-3
	2.100	21	2.800	2.560	2.960	44	1-102142-2
	1.400	14	2.100	1.860	2.260	30	1-102142-1
	1.100	11	1.800	1.560	1.960	24	1-102142-0
	.700	7	1.400	1.160	1.560	16	102142-9
	.600	6	1.300	1.060	1.460	14	102142-8
	2.900	29	3.600	3.360	3.760	60	102142-7
	.400	4	1.100	.860	1.260	10	102142-6
	2.400	24	3.100	2.860	3.260	50	102142-5
	1.900	19	2.600	2.360	2.760	40	102142-4
	1.600	16	2.300	2.060	2.460	34	102142-3
	1.200	12	1.900	1.660	2.060	26	102142-2
	.900	9	1.600	1.360	1.760	20	102142-1
	E	D	C	B	A	NO OF POSN	PART NUMBER

- ① FOR 10 AND 14 POSITION HEADERS - ONLY ONE SLOT FOR SNAP-IN POLARIZER IS LOCATED WHERE NOTED.
- ② FOR 10 POSITION HEADER - POLARIZING SLOTS ARE LOCATED ONLY WHERE NOTED.
- ③ FOR 8 POSITION HEADER - ONE POLARIZING SLOT IS LOCATED ONLY WHERE NOTED.

DO NOT SCALE PRINT. UNLESS SPECIFIED DIMENSIONS IN INCHES TOLERANCES ON : 2 PLC DEC ± - 3 PLC DEC ± .010 ANGLES ± -	DR 07/25/90 K.L.CLOUSER/UTA CHK 8-20-90 W.LENKER APPD 8-28-90 R.KILE APPD 8-28-90 D.HOFFMAN	AMP Incorporated Harrisburg, PA 17105-3608	
MATERIAL FLAME RETARDANT THERMOPLASTIC COLOR: BLACK	PRODUCT SPEC -	NAME HEADER, UNIVERSAL, W/ MTG EARS, DOUBLE ROW, .100 CENTERS, AMP-LATCH™	
FINISH -	APPLICATION SPEC -	SIZE C 00779	DRAWING NO 102142
WEIGHT -	SCALE 4:1	CAGE CODE	SHEET 1 OF 1