


Connectors - SACC-MS-5SC SH SCO - 1432648

Please be informed that the data shown in this PDF Document is generated from our Online Catalog. Please find the complete data in the user's documentation. Our General Terms of Use for Downloads are valid (<http://download.phoenixcontact.com>)



Sensor/actuator connector, male, straight, 5-pos., M12 SPEEDCON, shielded, A-coded, spring-cage connection, metal knurl, cable cross section max. 8 mm

Key commercial data

Packing unit	0
Minimum order quantity	1
Catalog page	Page 72 (PC-2011)
GTIN	 4 046356 348331
Custom tariff number	85366990
Country of origin	GERMANY

Technical data

General data

Rated current at 40°C	4 A
Rated voltage	60 V
Number of positions	5
Volume resistance	≤ 8 mΩ
Insulation resistance	≥ 100 MΩ
Ambient temperature (operation)	-40 °C ... 85 °C (Male connector / female connector)

General characteristics

Standards/regulations	M12 connector IEC 61076-2-101
Coding	A - standard
Surge voltage category	II
Pollution degree	3
Degree of protection	IP67
Torque	0.4 Nm (M12 knurl)
Torque	0.8 Nm (Connector with coupling sleeve)
Torque	3 Nm (Pressure nut with coupling sleeve)
Contact material	CuSn
Contact surface material	Ni/Au
Contact carrier material	TPU

Connectors - SACC-MS-5SC SH SCO - 1432648

Technical data

General characteristics

Material of grip body	Zinc die-cast, nickel-plated
Material, knurls	Nickel-plated brass
Sealing material	NBR
Connection method	Spring-cage conn.
Conductor cross section	0.14 mm ² ... 0.5 mm ²
AWG conductor cross section	26 ... 20
Assembly instructions	AWG 18 wire cross section upon request
External cable diameter	4 mm ... 8 mm
Status display	No
Stripping length of the sheath	28 mm
Stripping length of the individual wire	11 mm

Classifications

eclass

eCl@ss 4.0	27250313
eCl@ss 4.1	27250313
eCl@ss 5.0	27143423
eCl@ss 5.1	27143423
eCl@ss 6.0	27143423
eCl@ss 7.0	27449001

etim

ETIM 3.0	EC001855
ETIM 4.0	EC002062

unspsc

UNSPSC 6.01	31251501
UNSPSC 7.0901	31251501
UNSPSC 11	31251501
UNSPSC 12.01	31251501
UNSPSC 13.2	31251501

Approvals

Approvals

Approvals

UL Recognized / cUL Recognized / GOST / cULus Recognized

Ex Approvals

Connectors - SACC-MS-5SC SH SCO - 1432648

Approvals

Approvals submitted

Approval details

UL Recognized	
Nominal current I _N	4 A
Nominal voltage U _N	125 V

cUL Recognized	
Nominal current I _N	4 A
Nominal voltage U _N	125 V

GOST	
------	--

cULus Recognized	
------------------	--

Accessories

Accessories

Cable/conductor

Sensor/Actuator cable - SAC-5P-100,0-PUR/SH-0,34 - 1501728



Cable ring, PUR halogen-free black, 5-pos., shielded, conductor colors: Brown/white/blue/black/gray, cable length: 100 m

Protection and sealing elements

Connectors - SACC-MS-5SC SH SCO - 1432648

Accessories

Sealing cap - PROT-M12 FS-PA-CHAIN - 1430873

M12 sealing cap made of plastic with fixing band, for sensor cables, for free M12 sockets



Tools

Torque screwdriver - TSD 04 SAC - 1208429



Torque screwdriver, with preset torque of 0.4 Nm and 4 mm hexagonal drive for M12 connectors

Torque screwdriver - TSD 08 SAC - 1212597



Torque screw driver with preset torque of 0.8 Nm, with 4 mm hexagon for accommodating SAC bits, two-component handle with non-slip grip

Tool - SACC BIT M12-D20 - 1208445



Nut for assembling SACC M12 connectors for free assembly, excluding M12 connectors with QUICKON fast connection technology, for 4 mm hexagonal drive

Torque screwdriver - TSD-M 1,2NM - 1212224



Torque screw driver, accuracy as per EN ISO 6789 standard, adjustable from 0.3 - 1.2 Nm

Connectors - SACC-MS-5SC SH SCO - 1432648

Accessories

Torque screwdriver - TSD-M 3NM - 1212225



Torque screw driver, accuracy as per EN ISO 6789 standard, adjustable from 1.2 - 3 Nm

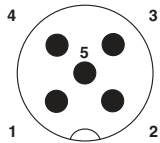
Adapter insert - TSD-M SAC-BIT ADAPTER - 1212600



Adapter bit for TSD-M...torque tools, E6.3-1/4" drive with 4 mm hexagon to accommodate SAC bits

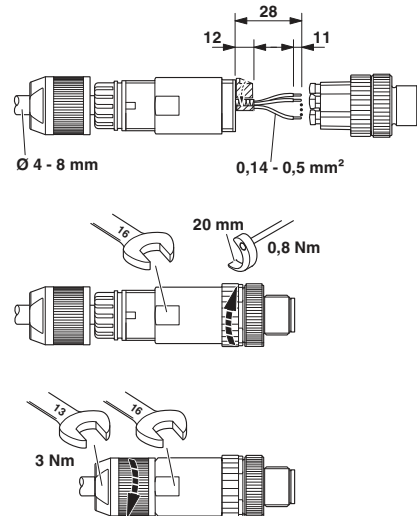
Drawings

Schematic diagram



Pin assignment M12 male connector, 5-pos., A-coded, male side

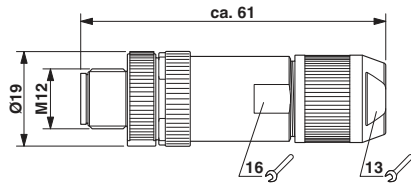
Functional drawing



Stripping length 28 mm, for angled version 35 mm. Strip the cable, shorten the shield, stick the shielding foil around the shortened shield. Strip off individual wires, push pressure nuts onto the cable. Lead the wires through the housing and connect them. Screw the connector body onto the housing, tighten the pressure nuts.

Connectors - SACC-MS-5SC SH SCO - 1432648

Dimensioned drawing



M12 SPEEDCON connector, straight, shielded

© Phoenix Contact 2012 - all rights reserved
<http://www.phoenixcontact.com>