

VIP-.../SC/D...SUB/...

VARIOFACE Professional for D-subminiature plug connectors



INTERFACE

Data Sheet
2520_en_C

© PHOENIX CONTACT - 05/2009

1 Description

Incorporating a contemporary industrial design, VARIOFACE Professional (VIP) offers a next-generation approach to passive 1:1 wiring for applications that require fast, fault-free connection of field devices, such as process or motion controllers. By utilizing D-sub cable connection to the controller and screw-cage termination to field devices, the end-user saves valuable time in installing and troubleshooting a system. VARIOFACE Professional is available in both two- and three-level field I/O configurations and accommodates 9-, 15-, 25-, 37-, and 50-position D-sub cable connectors in both male and female versions.

To aid in device identification in the switch cabinet, VARIOFACE Professional integrates a channel that can utilize the full range of ZB holders to provide flexible module marking options. VARIOFACE Professional also offers easy access to field I/O marking by providing signal marking on the screw connection surface. The module's single, rugged metal mounting foot moves along the length of the module, facilitating ease of installation and disconnection, and the added benefit of positioning the module for efficient wiring.

2 Features

- Compact design reduces space requirements in the control cabinet
- I/O marking for field wiring clearly identified when device is mounted
- Integrated ZB channel allows flexible marking of device
- A single, metal mounting foot allows easy installation and removal to the mounting rail
- Movable mounting foot allows flexible module positioning during wire installation



Make sure you always use the latest documentation.
It can be downloaded at www.phoenixcontact.net/download.



This data sheet is valid for all products listed on the following page:

3 Ordering Data

Products

Description	Type	Order No.	Pcs./Pkt
VARIOFACE Professional, D-sub male connector, 9 position	VIP-2/SC/D9SUB/M	2315117	1
VARIOFACE Professional, D-sub male connector, 15 position	VIP-2/SC/D15SUB/M	2315120	1
VARIOFACE Professional, D-sub male connector, 25 position	VIP-3/SC/D25SUB/M	2315133	1
VARIOFACE Professional, D-sub male connector, 37 position	VIP-3/SC/D37SUB/M	2315146	1
VARIOFACE Professional, D-sub male connector, 50 position	VIP-3/SC/D50SUB/M	2315159	1
VARIOFACE Professional, D-sub female connector, 9 position	VIP-2/SC/D9SUB/F	2315162	1
VARIOFACE Professional, D-sub female connector, 15 position	VIP-2/SC/D25SUB/F	2315175	1
VARIOFACE Professional, D-sub female connector, 25 position	VIP-3/SC/D25SUB/F	2315188	1
VARIOFACE Professional, D-sub female connector, 37 position	VIP-3/SC/D37SUB/F	2315191	1
VARIOFACE Professional, D-sub female connector, 50 position	VIP-3/SC/D50SUB/F	2315201	1

4 Technical Data

General Data

Ambient temperature range (operating)	-20 to 50°C
Ambient temperature range (storage/transport)	-20 to 70°C
Humidity, permissible	95% non-condensing
Altitude, maximum	2000 m
Intended use	Indoors
Pollution degree	2
Mounting	NS 35 (EN 50022), any orientation
Surge voltage category	II

Electrical Data

Operating voltage, U_N (IEC, UL)	125 V AC/DC
Operating voltage, U_N (CSA)	105 V AC/DC
Permissible current, maximum per pin ¹	2 A

¹ VIP-3/SC/D50SUB... is limited to 1 A per pin

Connection Data

Connection type	Screw
Stripping length	8 mm
Distribution connection data (solid/stranded/AWG)	0.2-4.0 mm ² /0.2-2.5 mm ² /24-12 AWG
Screw thread	M3
Tightening torque	0.5-0.6 Nm

Conformance/Approval

Air creepage distances	IEC 60664, DIN EN 50178, IEC 62103
UL/cUL	UL 508 (E238705)
CSA	61010-01: 04

Dimensions

	Width	Depth	Height
VIP-2/SC/D9SUB/M	34.7	45.1	65.5
VIP-2/SC/D15SUB/M	45.0	45.1	65.5
VIP-3/SC/D25SUB/M	57.4	62.0	69.0
VIP-3/SC/D37SUB/M	72.7	62.0	69.0
VIP-3/SC/D50SUB/M	98.2	62.0	69.0
VIP-2/SC/D9SUB/F	34.7	45.1	65.5
VIP-2/SC/D25SUB/F	45.0	45.1	65.5
VIP-3/SC/D25SUB/F	57.4	62.0	69.0
VIP-3/SC/D37SUB/F	72.7	62.0	69.0
VIP-3/SC/D50SUB/F	98.2	62.0	69.0

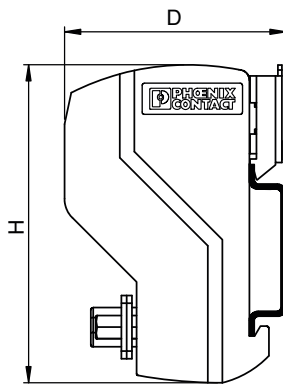


Figure 1 VIP-2/SC/D...SUB... (2-level) dimensions

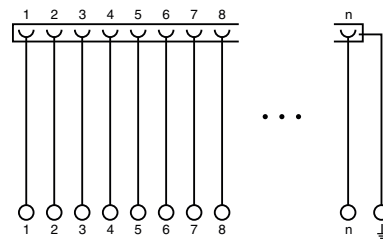


Figure 3 Circuit diagram

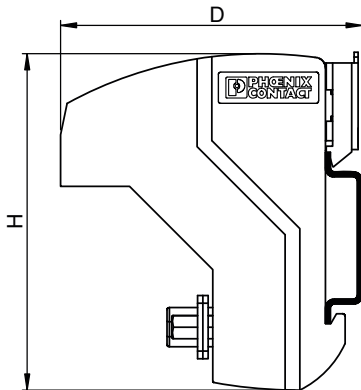


Figure 2 VIP-3/SC/D...SUB... (3-level) dimensions