

GloTek, Inc. www.globtek.com 186 Veterans Drive, Northvale, NJ 07647 Tel. (201) 784-1000 Fax (201) 784-0111	Drawing Title: Right angle Locking Female barrel 5.5*2.5*13.8 mm with Thumb screw 6.5 mm or equal to Molded Strain Relief with ROJ 16±3 mm and PIJ 2.8~4.0mm, GT Cable #UL 1185-16: 16 / 1+Shield Conductors, 3.8mm OD, UL1185, 80 Deg.C, 300V, White/Black, Approvals: , 3000±100mm, GlobTek Black	
	Model No. Low voltage cable	
	Part No./Ordering No. LLRA11853M0A00SR(R)	Rev B1

CUSTOMIZED LENGTHS, COLORS, CABLE TYPES, TERMINATIONS/PLUGS/RECEPTACLES AVAILABLE UPON REQUEST. ADDITIONAL PLUG OPTIONS ARE AVAILABLE AT <https://www.globtek.com/connectors/> STANDARD PLUGS AND CONNECTORS CAN BE SEEN ONLINE AT <https://www.globtek.com/connectors/> ACTUAL CONNECTORS, OVERMOLDS, FERRITES MAY VARY SLIGHTLY FROM THE PICTURE BELOW DIMENSIONS ARE IN MM UNLESS SPECIFIED OTHERWISE

In Addition to GlobTek Inc.'s renewed ISO9001:2008 - Quality Management System Certification, GlobTek Inc. is now certified to:

- ISO13485:2003 - Medical Devices Quality Management System Certification
- ISO14001:2004 - Environmental Management System Certification

ISO Certificates are available online at <https://www.globtek.com/iso-certificates/>
Prop 65 Statement: <https://en.globtek.com/prop-65-statement.pdf>

The acceptance of this specification and use of the product described in this document indicates the acceptance and binding of the customer to Globtek TERMS AND CONDITIONS (attached to the end of this document), which supersede all other agreements, terms, and conditions (<https://en.globtek.com/terms-and-conditions/>).

The purchaser of this product (Customer) agrees that it is their sole responsibility to determine suitability/fitness of the product described in this specification for their application and to take precautions for protection against any hazards attendant to the handling and use of the product.

Footnote:

GlobTek Inc. will not be liable for the safety and performance of these power supplies if unauthorized access and repair occurs. End user should consult applicable UL, CSA or EN standards for proper installation instruction.

Limitation of Use:

GlobTek products are intended for use with commercial, medical, and/or industrial equipment only. GlobTek product are not authorized for use as mission critical components in life support hazardous environment, nuclear or aircraft applications without prior written approval from the CEO of GlobTek Inc.
Contents of this document are subject to change without prior notice.

Customer Approval of Specification:

Please approve, sign and send back to GlobTek so we can complete order processing.
A delay in receipt of this form will delay delivery schedule.

Company Name: _____	Customer P/N: _____
Quote Number: _____	Date: _____
Authorized Representative Name: _____	Authorized Representative Signature: _____

GlobTek, Inc. www.globtek.com 186 Veterans Drive, Northvale, NJ 07647 Tel. (201) 784-1000 Fax (201) 784-0111	Drawing Title: Right angle Locking Female barrel 5.5*2.5*13.8 mm with Thumb screw 6.5 mm or equal to Molded Strain Relief with ROJ 16±3 mm and PIJ 2.8~4.0mm, GT Cable #UL 1185-16: 16 / 1+Shield Conductors, 3.8mm OD, UL1185, 80 Deg.C, 300V, White/Black, Approvals: , 3000±100mm, GlobTek Black	
	Model No. Low voltage cable	
Part No./Ordering No. LLRA11853M0A00SR(R)		
Rev B1		

CUSTOMIZED LENGTHS, COLORS, CABLE TYPES, TERMINATIONS/PLUGS/RECEPTACLES AVAILABLE UPON REQUEST. ADDITIONAL PLUG OPTIONS ARE AVAILABLE AT <https://www.globtek.com/connectors/> STANDARD PLUGS AND CONNECTORS CAN BE SEEN ONLINE AT <https://www.globtek.com/connectors/> ACTUAL CONNECTORS, OVERMOLDS, FERRITES MAY VARY SLIGHTLY FROM THE PICTURE BELOW DIMENSIONS ARE IN MM UNLESS SPECIFIED OTHERWISE

REVISION HISTORY

REV	DESCRIPTION	SUB	DATE	APPROVED
B1	Add note with barrel material#	dhock	03/16/2023	QA
B	Change SPEC SR tooling number from SR00002 to SR00026	QA	03/01/2023	QA
A	Initial release	bsiep	12/30/2022	BOB

Cordset Information:

CordsetColor:GlobTek Black
Cord Length (mm):3000±100

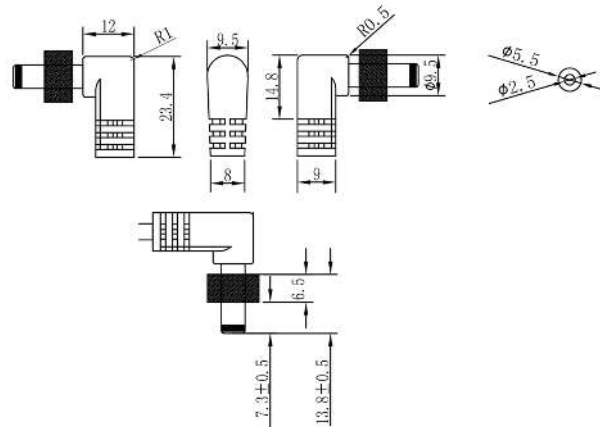
NOTES:

Cord, Plug and Connector must be marked with approval symbols of file number(s)

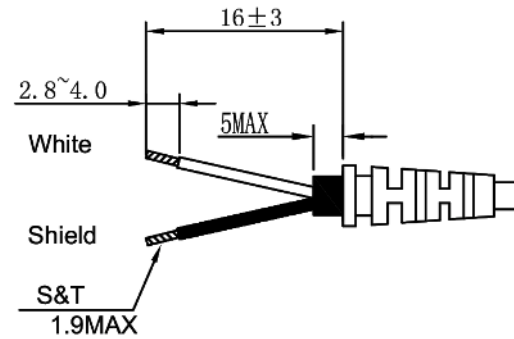
GlobTek, Inc. www.globtek.com 186 Veterans Drive, Northvale, NJ 07647 Tel. (201) 784-1000 Fax (201) 784-0111	Drawing Title: Right angle Locking Female barrel 5.5*2.5*13.8 mm with Thumb screw 6.5 mm or equal to Molded Strain Relief with ROJ 16±3 mm and PIJ 2.8~4.0mm, GT Cable #UL 1185-16: 16 / 1+Shield Conductors, 3.8mm OD, UL1185, 80 Deg.C, 300V, White/Black, Approvals: , 3000±100mm, GlobTek Black
	Model No. Low voltage cable Part No./Ordering No. LLRA11853M0A00SR(R)

CUSTOMIZED LENGTHS, COLORS, CABLE TYPES, TERMINATIONS/PLUGS/RECEPTACLES AVAILABLE UPON REQUEST. ADDITIONAL PLUG OPTIONS ARE AVAILABLE AT <https://www.globtek.com/connectors/> STANDARD PLUGS AND CONNECTORS CAN BE SEEN ONLINE AT <https://www.globtek.com/connectors/> ACTUAL CONNECTORS, OVERMOLDS, FERRITES MAY VARY SLIGHTLY FROM THE PICTURE BELOW DIMENSIONS ARE IN MM UNLESS SPECIFIED OTHERWISE

END A



END B

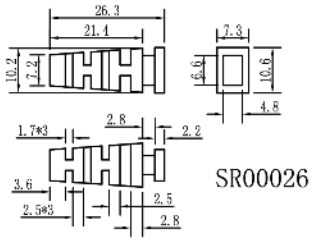
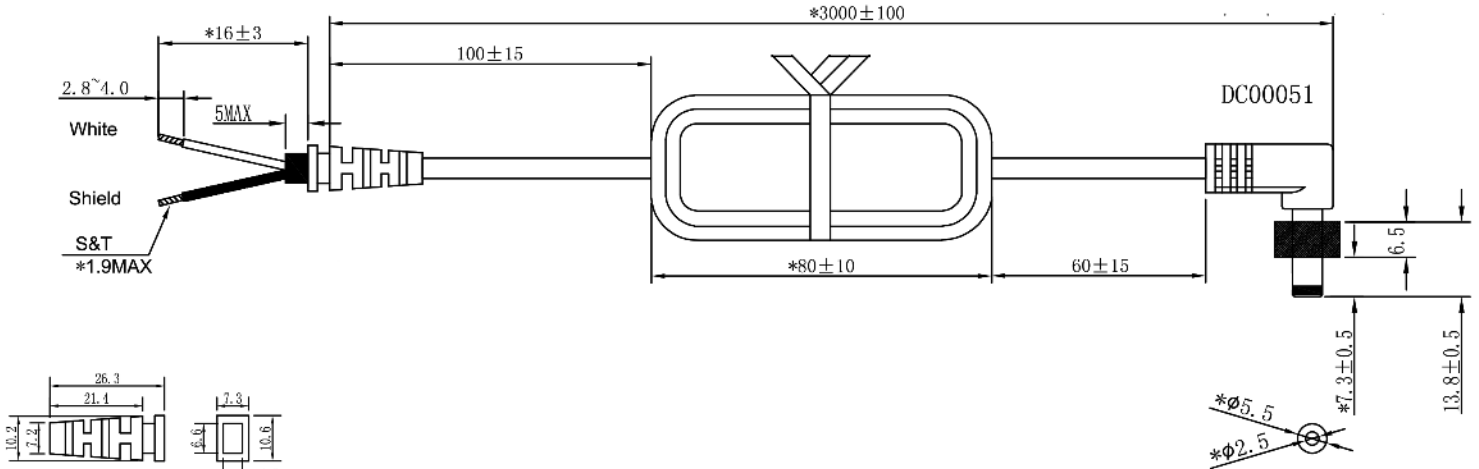


GlobTek, Inc. www.globtek.com 186 Veterans Drive, Northvale, NJ 07647 Tel. (201) 784-1000 Fax (201) 784-0111	Drawing Title: Right angle Locking Female barrel 5.5*2.5*13.8 mm with Thumb screw 6.5 mm or equal to Molded Strain Relief with ROJ 16±3 mm and PIJ 2.8~4.0mm, GT Cable #UL 1185-16: 16 / 1+Shield Conductors, 3.8mm OD, UL1185, 80 Deg.C, 300V, White/Black, Approvals: , 3000±100mm, GlobTek Black	
	Model No. Low voltage cable Part No./Ordering No. LLRA11853M0A00SR(R)	Rev B1

CUSTOMIZED LENGTHS, COLORS, CABLE TYPES, TERMINATIONS/PLUGS/RECEPTACLES AVAILABLE UPON REQUEST. ADDITIONAL PLUG OPTIONS ARE AVAILABLE AT <https://www.globtek.com/connectors/> STANDARD PLUGS AND CONNECTORS CAN BE SEEN ONLINE AT <https://www.globtek.com/connectors/> ACTUAL CONNECTORS, OVERMOLDS, FERRITES MAY VARY SLIGHTLY FROM THE PICTURE BELOW DIMENSIONS ARE IN MM UNLESS SPECIFIED OTHERWISE

CABLE IMAGE

Important dimension "*"



The Connection List	
Barrel/Cord	UL1185
center	white wire
outer	shield

Note: Center positive or center negative will be determined when the OP cable is connected to the PCB

GlobTek, Inc. www.globtek.com 186 Veterans Drive, Northvale, NJ 07647 Tel. (201) 784-1000 Fax (201) 784-0111	Drawing Title: Right angle Locking Female barrel 5.5*2.5*13.8 mm with Thumb screw 6.5 mm or equal to Molded Strain Relief with ROJ 16±3 mm and PIJ 2.8~4.0mm, GT Cable #UL 1185-16: 16 / 1+Shield Conductors, 3.8mm OD, UL1185, 80 Deg.C, 300V, White/Black, Approvals: , 3000±100mm, GlobTek Black	
	Model No. Low voltage cable	
	Part No./Ordering No. LLRA11853M0A00SR(R)	Rev B1

CUSTOMIZED LENGTHS, COLORS, CABLE TYPES, TERMINATIONS/PLUGS/RECEPTACLES AVAILABLE UPON REQUEST. ADDITIONAL PLUG OPTIONS ARE AVAILABLE AT <https://www.globtek.com/connectors/> STANDARD PLUGS AND CONNECTORS CAN BE SEEN ONLINE AT <https://www.globtek.com/connectors/> ACTUAL CONNECTORS, OVERMOLDS, FERRITES MAY VARY SLIGHTLY FROM THE PICTURE BELOW DIMENSIONS ARE IN MM UNLESS SPECIFIED OTHERWISE

End A Code:LLRA Description:Right angle Locking Female barrel 5.5*2.5*13.8 mm with Thumb screw 6.5 mm or equal Rating (V): Rating (A): Gender:Female Overmolded:Yes	Cable Code:UL 1185-16 Description:GT Cable #UL 1185-16: 16 / 1+Shield Conductors, 3.8mm OD, UL1185, 80 Deg.C, 300V, White/Black, Approvals:2.8~4.0mm Color:GlobTek Black Wire Gauge(AWG):16 Cond:1+Shield Type:UL1185 Temperature:80° C Amps: Volts:300 OD:3.8 ConductorsColors:White/Black	End B Code:SR00026 Description:Molded Strain Relief with ROJ 16±3 mm and PIJ Rating (V): Rating (A): Gender:Female Overmolded:Yes
---	--	---

Overall cable rating:

Plug Approvals	Cable Approvals	Connector Approvals
----------------	-----------------	---------------------



Note: North American power cords are certified as UL assemblies of UL rated parts, so, the combination of UL certified plugs, connectors, andf cables total up to a UL approved cordset or cable assembly

[LINK TO CERTs](#)
[Link to live Power Cords listing @ UL](#)
[Link to live Flexible Cord listing @ UL](#)

AGENCY ONLINE DOCUMENTS

<http://en.globtek.com/cordsets/>

GlobTek, Inc. www.globtek.com 186 Veterans Drive, Northvale, NJ 07647 Tel. (201) 784-1000 Fax (201) 784-0111	Drawing Title: Right angle Locking Female barrel 5.5*2.5*13.8 mm with Thumb screw 6.5 mm or equal to Molded Strain Relief with ROJ 16±3 mm and PIJ 2.8~4.0mm, GT Cable #UL 1185-16: 16 / 1+Shield Conductors, 3.8mm OD, UL1185, 80 Deg.C, 300V, White/Black, Approvals: , 3000±100mm, GlobTek Black	
	Model No. Low voltage cable	Part No./Ordering No. LLRA11853M0A00SR(R)

CUSTOMIZED LENGTHS, COLORS, CABLE TYPES, TERMINATIONS/PLUGS/RECEPTACLES AVAILABLE UPON REQUEST. ADDITIONAL PLUG OPTIONS ARE AVAILABLE AT <https://www.globtek.com/connectors/> STANDARD PLUGS AND CONNECTORS CAN BE SEEN ONLINE AT <https://www.globtek.com/connectors/> ACTUAL CONNECTORS, OVERMOLDS, FERRITES MAY VARY SLIGHTLY FROM THE PICTURE BELOW DIMENSIONS ARE IN MM UNLESS SPECIFIED OTHERWISE

RoHS/RoHS3 Declaration	https://www.globtek.com/pdf/rohs_cert/01t3a000005glsJAAQ
REACH Declaration	https://www.globtek.com/pdf/iso_certificates/REACH.pdf
Conflict Minerals Declaration	https://www.globtek.com/pdf/conflict-minerals.pdf
Prop 65 Statement	https://en.globtek.com/prop-65-statement.pdf
CE.UKCA.Cord	https://globtek.secure.force.com/spec/ec_decl_product_model_family_incl_cord?id=01t3a000005glsJ
IPXY rating is based on 3rd party testing and customers should check suitability and test system level IPXY rating before ordering.	

GloTek, Inc. www.globtek.com 186 Veterans Drive, Northvale, NJ 07647 Tel. (201) 784-1000 Fax (201) 784-0111	Drawing Title: Right angle Locking Female barrel 5.5*2.5*13.8 mm with Thumb screw 6.5 mm or equal to Molded Strain Relief with ROJ 16±3 mm and PIJ 2.8~4.0mm, GT Cable #UL 1185-16: 16 / 1+Shield Conductors, 3.8mm OD, UL1185, 80 Deg.C, 300V, White/Black, Approvals: , 3000±100mm, GlobTek Black	
	Model No. Low voltage cable	
	Part No./Ordering No. LLRA11853M0A00SR(R)	Rev B1

CUSTOMIZED LENGTHS, COLORS, CABLE TYPES, TERMINATIONS/PLUGS/RECEPTACLES AVAILABLE UPON REQUEST. ADDITIONAL PLUG OPTIONS ARE AVAILABLE AT <https://www.globtek.com/connectors/> STANDARD PLUGS AND CONNECTORS CAN BE SEEN ONLINE AT <https://www.globtek.com/connectors/> ACTUAL CONNECTORS, OVERMOLDS, FERRITES MAY VARY SLIGHTLY FROM THE PICTURE BELOW DIMENSIONS ARE IN MM UNLESS SPECIFIED OTHERWISE

Hanking:SEE DRAWING

Description:See cordset drawing for hanking details

Image:

Notes/Modifications/Customizations (notes in this section supersede the values shown in the standard spec):

Must use Locking Barrel 451-02180185(R) with a 12.0mm barrel length to mate Switchcraft 712A, PC712A jacks.