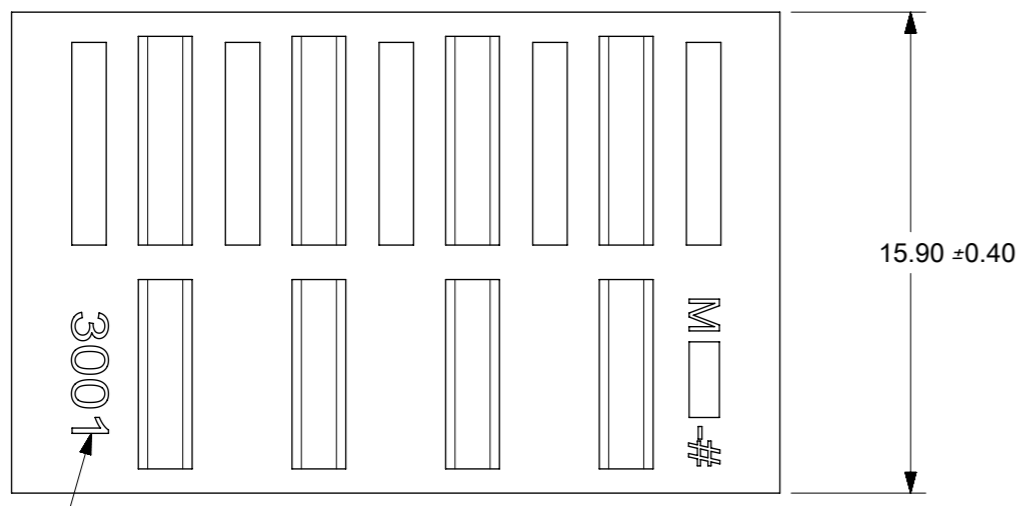
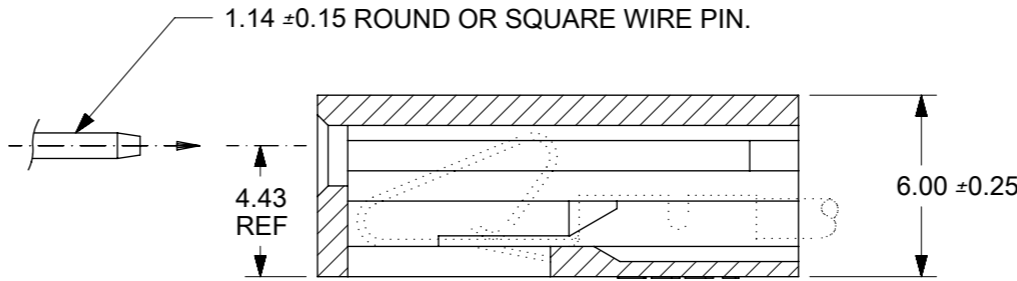
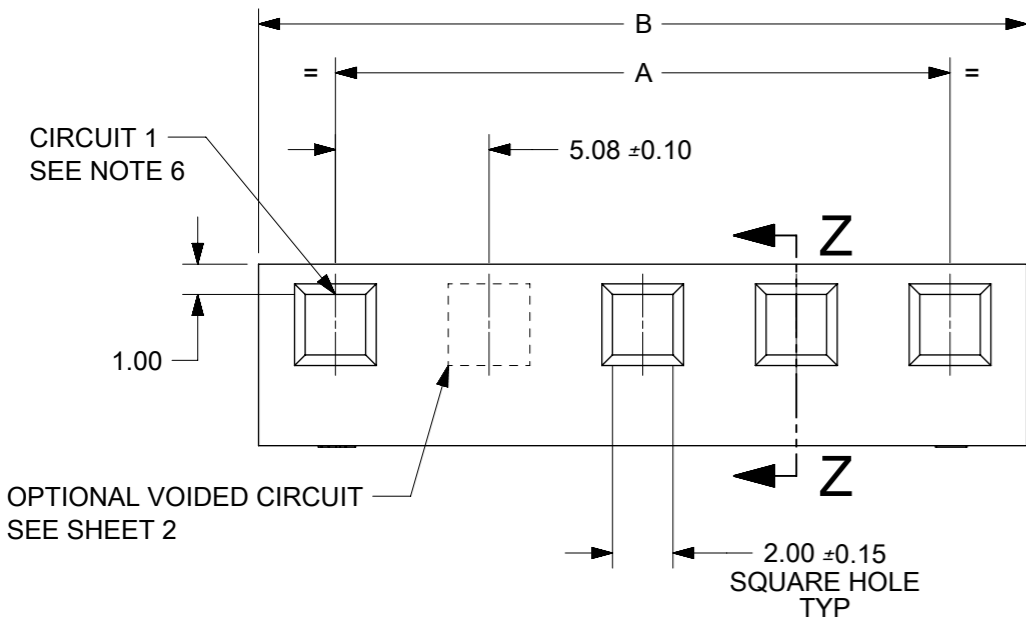


- NOTES:
1. MATERIAL: NYLON, UL94V-2, COLOR: NATURAL
 2. FINISH: N/A
 3. PRODUCT SPECIFICATION: PS-99020-0087
 4. THIS HOUSING USES KK TERMINAL SERIES 2478, 2578, AND 2878.
 5. THIS PART CONFORMS TO CLASS B REQUIREMENTS OF COSMETIC SPECIFICATION PS-45499-002.
 6. CIRCUIT 1 USED TO DEFINE VOID LOCATION.
 7. WINDOW GEOMETRY IS DEPENDENT ON MOLD. PARTS MAY HAVE EITHER GEOMETRY.



10-01-1124	E-3001-12	55.88 +0.50 -0.25	60.96 +0.60 -0.30
↑ -1114	↑ -11	50.80 +0.45 -0.20	55.88 +0.55 -0.30
-1104	-10	45.72 +0.30 -0.20	50.80 +0.40 -0.20
-1094	-9	40.64 +0.25 -0.20	45.72 +0.40 -0.20
-1084	-8	35.56 ±0.20	40.64 +0.35 -0.20
-1074	-7	30.48 ±0.20	35.56 +0.30 -0.20
-1064	-6	25.40 +0.15 -0.10	30.48 +0.25 -0.20
-1054	-5	20.32 +0.15 -0.10	25.40 +0.25 -0.15
-1044	-4	15.24 ±0.10	20.32 +0.20 -0.15
↓ -1034	↓ -3	10.16 ±0.10	15.24 +0.20 -0.15
10-01-1024	E-3001-2	5.08 ±0.10	10.16 +0.10 -0.15
PART NO.	ENG NO.	A	B
		DIMENSION	

THIS DRAWING CONTAINS INFORMATION THAT IS PROPRIETARY TO MOLEX ELECTRONIC TECHNOLOGIES, LLC AND SHOULD NOT BE USED WITHOUT WRITTEN PERMISSION

QUALITY SYMBOLS FA = 0 FE = 0 FB = 0 FV = 0 FC = 0 FX = 0 FS = 0 FT = 0	DRAWING UPDATED EC NO: 171927 DRWN: PKH CHK'D: SS06 APPR: ISHWARG	GENERAL TOLERANCES (UNLESS SPECIFIED)		DIMENSION UNITS	SCALE
		MM	INCH	MM	4:1
		4 PLACES ±	±	DRWN BY	DATE
		3 PLACES ±	± 0.01	P.MOORE	1998/09/15
2 PLACES ±	± 0.25	CHK'D BY	DATE		
1 PLACES ±	± 0.35	MGOONEY	1999/03/12		
0 PLACES ±	±	APPR BY	DATE		
		FSMITH	2010/12/06		
ANGULAR TOL = 0.5		DRAWING SIZE	THIRD ANGLE PROJECTION		
DRAFT WHERE APPLICABLE MUST REMAIN WITHIN DIMENSIONS		A3			

KK (5.08)/.200
CRIMP TERMINAL HOUSING

PRODUCT CUSTOMER DRAWING

SERIES	MATERIAL NUMBER	CUSTOMER
3001	SEE CHART	GENERAL MARKET
DOCUMENT NUMBER	DOC TYPE	DOC PART
SDE-3001-N-X	PSD	001
SHEET NUMBER		
1 OF 1		