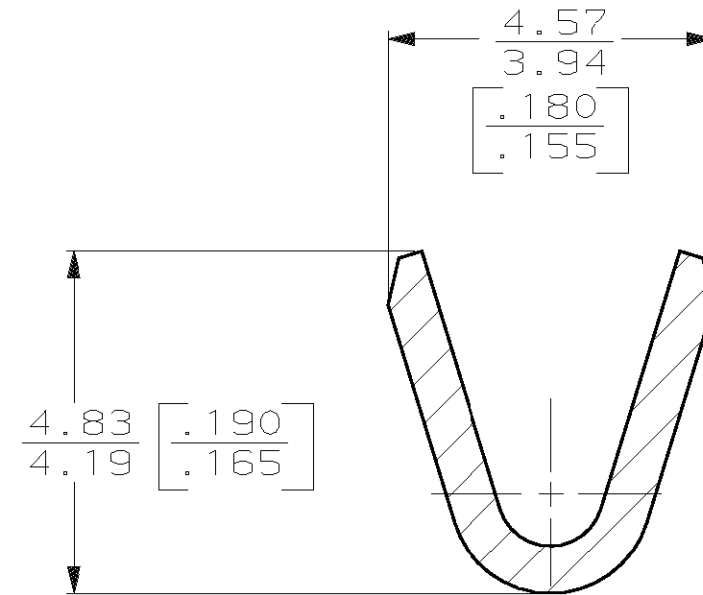
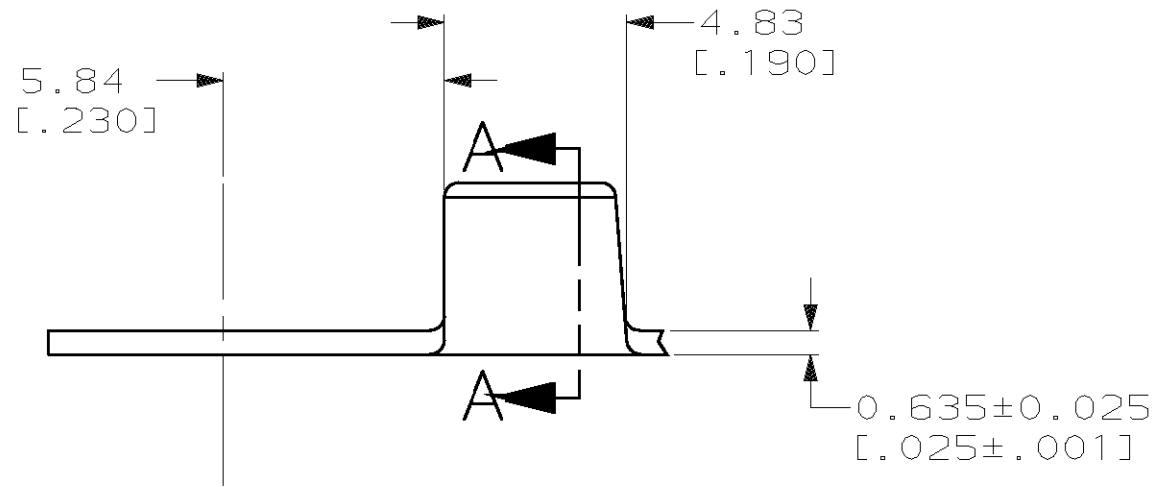
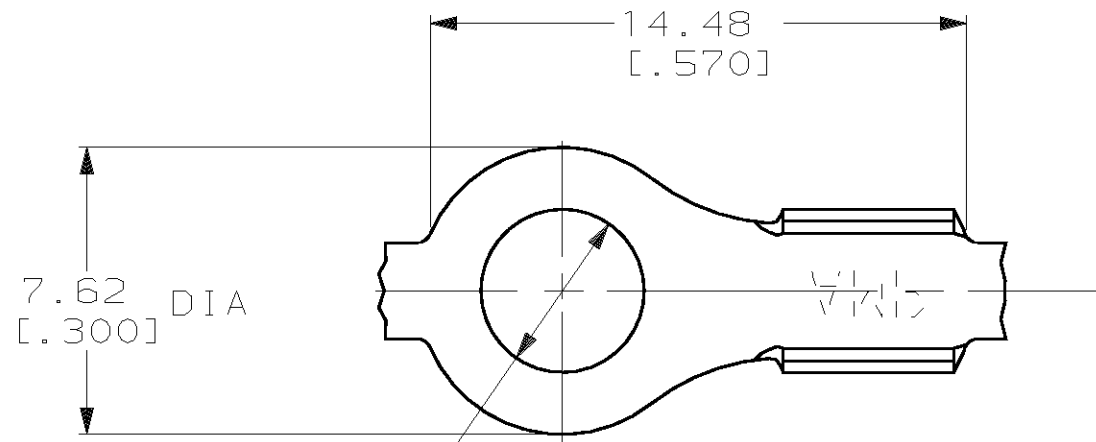


THIS DRAWING IS UNPUBLISHED. RELEASED FOR PUBLICATION, 19  
 © COPYRIGHT 19 BY AMP INCORPORATED. ALL INTERNATIONAL RIGHTS RESERVED.

LOC	DIST	P	F	REVISIONS			DATE	APPD
AF	50			ZONE	LTR	DESCRIPTION		
					M	ADDED -4 PER OG3A-0084-00	11FEB00	JR/DD



- 1 CONTINUOUS STRIP ON REELS
- 2 REELED WITH INTERLEAVING PAPER.
- 3 PRELIMINARY - NOT FOR PRODUCTION

SECTION A-A  
SCALE 10:1

0.8mm <sup>2</sup> -2.0mm <sup>2</sup> [18-14] AWG	.197	2 3	42110-4
	.197		42110-3
	.145		42110-1
WIRE RANGE	B		PART NO

F	3.56 [.140]	2.21 [.087] 2.03 [.080] 1.93 [.076]	2.0mm <sup>2</sup> [14] 1.3mm <sup>2</sup> [16] 0.8mm <sup>2</sup> [18]
TYPE	WIDTH	±0.051 [±.002] HEIGHT	WIRE
			WIRE BARREL CRIMP

DO NOT SCALE PRINT. UNLESS SPECIFIED DIMENSIONS IN mm [INCHES]	DR 12/4/89 P FORTNEY
TOLERANCES ON: 2 PLC DEC ± - 3 PLC DEC ± .015 ANGLES ± -	CHK 12/6/89 JR RUTH
MATERIAL	APPD 12/6/89 G YETTER
#1 HARD BRASS	APPD 12/6/89 R KUZO
FINISH	PRODUCT SPEC
	-
	APPLICATION SPEC
	-
	WEIGHT -

AMP INCORPORATED Harrisburg, Pa. 17105		
NAME RING		
SIZE B	CAGE CODE 00779	DRAWING NO 42110
SCALE 5:1	SHEET 1 OF 1	

