



Features:


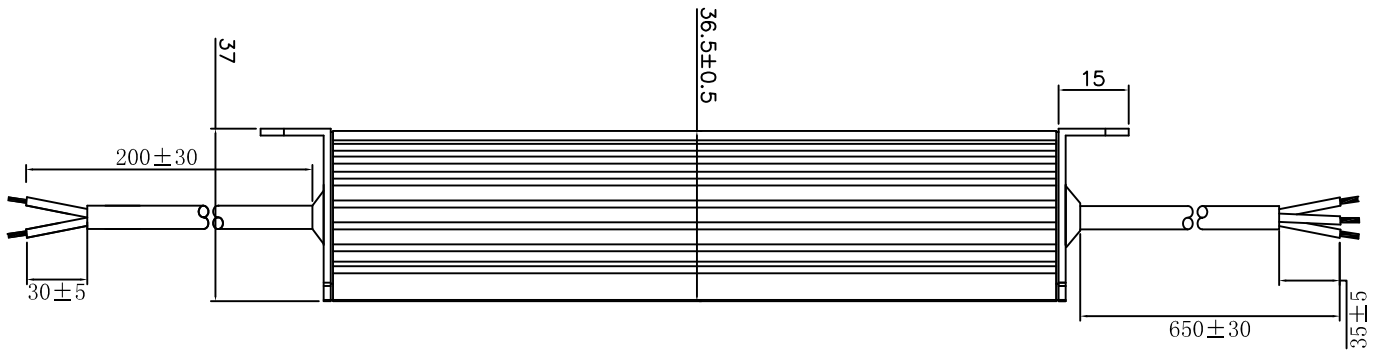
- Constant Current Design
- Universal AC input/ Full Range
- Built-in Active PFC function, PF 0.99 Typical
- High Efficiency (Up to 92%)
- Output Protections: OVP/SCP/OTP
- Lightning Protection
- Waterproof (IP67)
- 5 Year Warranty



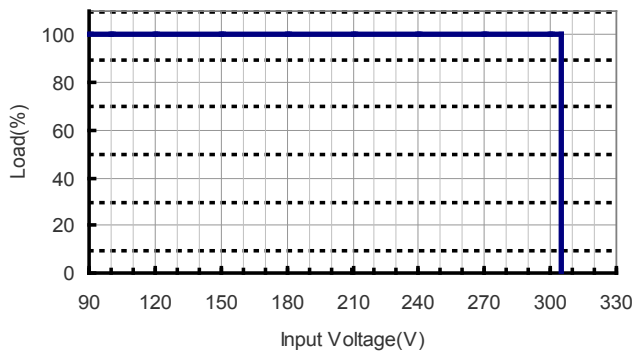
Model	PLC-075S035	PLC-075S045	PLC-075S070	PLC-075S105	PLC-075S140	PLC-075S210	PLC-075S280	PLC-075S375	PLC-075S500
Output Characteristics									
Rated Current	0.35A	0.45A	0.70A	1.05A	1.40A	2.10A	2.80A	3.75A	5.00A
Voltage Range	107~214V	83~166V	54~108V	43~72V	27~54V	18~36V	13~27V	10~20V	7~15V
Ripple and Noise (max) <small>Note 1</small>	±8% Vo								
Voltage Accuracy	±5% Vo								
Line Regulation	±1% Vo								
Load Regulation	±2% Vo								
Rise Time	20mS Max @ Rated Load								
Hold-up Time (Typ.)	10mS Min (110VAC input, full load), 20mS Min (220VAC input, full load)								
Input Characteristics									
Voltage Range	90VAC~305VAC								
Frequency Range	47Hz-63Hz								
Power Factor (Typical)	110VAC	>0.99	>0.99	>0.99	>0.99	>0.99	>0.99	>0.99	>0.99
	220VAC	>0.95	>0.95	>0.95	>0.95	>0.95	>0.95	>0.95	>0.95
Efficiency (Typical)	92%	92%	91%	90%	90%	89%	89%	88%	88%
AC Current (max)	1.0A @ 100-277VAC Input Full Load								
Inrush Current (max)	65A @ 230VAC, 25°C								
Leakage Current	0.75mA max @ 277VAC								
Protection									
Over Temperature (OTP)	110°C (Temperature of internal components); shut down, auto recover after the temperature decreases								
Over Voltage (OVP) <small>Note 2</small>	1.25Vo	1.25Vo	1.30Vo	1.25Vo	1.25Vo	1.25Vo	1.15Vo	1.15Vo	1.15Vo
Short Circuit (SCP)	Long-term mode, auto recovery								
Environmental Characteristics									
Operating Temperature	-35°C~70°C								
Operating Relative Humidity	10% RH to 100% RH								
Storage Temperature	-40°C~85°C, 5% to 100% RH non-condensing								
Vibration	10 to 300Hz sweep at constant acceleration of 1.0G(Breadth: 3.5mm) for 1 Hour for each of the perpendicular axes X, Y, Z								
Waterproof Rating	IP67								
Safety Standards	UL8750, Compliance to UL1012 UL935, IEC61347								
Withstand Voltage	L/N-GND: 4kV, L-N: 2kV								
Isolation Resistance	I/P-O/P: >100M Ohms / 500VDC / 25°C / 70% RH								
EMC Emission	Compliance to EN55022(CISPR22) Class B, EN61000-3-2 Class A, EN61000-3-3								
EMC Immunity	Compliance to EN61000-3-2, 3 EN61000-4-2, 3, 4, 5, 6, 8, 11, EN61547								
Characteristics									
Life Time	More than 50,000Hrs (25°C, 80% Load)								
MTBF (MIL-HDBK-217F)	More than 475,000Hrs (25°C, 80% Load)								
Dimension (LxWxH)	185.5x67.5x37mm								
Note	1. Ripple & Noise: Measured by 20 MHz bandwidth oscilloscope and the output paralleled with a 0.1 uF ceramic capacitor and a 10 uF electrolytic capacitor. 2. Latch Mode: The power supply shall return to normal operation only after the power is turned on again								

MECHANICAL SPECIFICATIONS

UNIT: mm



Derating Curve



Ambient Temperature vs. Load

