

# PCB terminal block - PTS 1,5/ 5-7,5-H - 1703087

Please be informed that the data shown in this PDF Document is generated from our Online Catalog. Please find the complete data in the user's documentation. Our General Terms of Use for Downloads are valid (<http://download.phoenixcontact.com>)

PC terminal block, Nominal current: 12 A, Nom. voltage: 630 V, Pitch: 7.5 mm, Number of positions: 5, Connection method: Spring-cage conn., Mounting: Soldering, Conductor/PCB connection direction: 0 °, Color: green



## Key commercial data

Packing unit	0
Minimum order quantity	1
Catalog page	Page 521 (CC-2011)
GTIN	 4 046356 635165
Custom tariff number	85369010
Country of origin	GERMANY

## Technical data

### Dimensions / positions

Length	10.5 mm
Height	16.1 mm
Width	35 mm
Pitch	7.5 mm
Dimension a	30 mm
Number of positions	5
Hole diameter	1.2 mm

### Technical data

Range of articles	PTS 1,5/...-H
Insulating material group	I
Rated surge voltage (III/3)	6 kV
Rated surge voltage (III/2)	6 kV
Rated surge voltage (II/2)	6 kV
Rated voltage (III/3)	400 V
Rated voltage (III/2)	630 V
Rated voltage (II/2)	1000 V
Nominal current I <sub>N</sub>	12 A
Nominal cross section	1.5 mm <sup>2</sup>
Maximum load current	12 A

# PCB terminal block - PTS 1,5/ 5-7,5-H - 1703087

## Technical data

### Technical data

Insulating material	PA
Inflammability class according to UL 94	V0
Stripping length	8 mm
Nominal voltage, UL/CUL Use Group B	300 V
Nominal current, UL/CUL Use Group B	10 A
Nominal voltage, UL/CUL Use Group D	300 V
Nominal current, UL/CUL Use Group D	10 A

### Connection data

Conductor cross section solid min.	0.14 mm <sup>2</sup>
Conductor cross section solid max.	2.5 mm <sup>2</sup>
Conductor cross section stranded min.	0.14 mm <sup>2</sup>
Conductor cross section stranded max.	2.5 mm <sup>2</sup>
Conductor cross section stranded, with ferrule without plastic sleeve min.	0.25 mm <sup>2</sup>
Conductor cross section stranded, with ferrule without plastic sleeve max.	1.5 mm <sup>2</sup>
Conductor cross section stranded, with ferrule with plastic sleeve min.	0.25 mm <sup>2</sup>
Conductor cross section stranded, with ferrule with plastic sleeve max.	1.5 mm <sup>2</sup>
Conductor cross section AWG/kcmil min.	26
Conductor cross section AWG/kcmil max	14
Minimum AWG according to UL/CUL	26
Maximum AWG according to UL/CUL	14

## Classifications

### eclass

eCl@ss 4.0	272607xx
eCl@ss 4.1	27141109
eCl@ss 5.0	27141190
eCl@ss 5.1	27141190
eCl@ss 6.0	27261101

### etim

ETIM 4.0	EC002643
----------	----------

### unspsc

UNSPSC 6.01	30211801
UNSPSC 7.0901	39121432
UNSPSC 11	34131203
UNSPSC 12.01	39121432
UNSPSC 13.2	39121432

# PCB terminal block - PTS 1,5/ 5-7,5-H - 1703087

## Approvals

### Certificates

#### Certification

UL Recognized / cUL Recognized / GOST / cULus Recognized

#### Certification EX

#### Certification submitted

## Approval details

UL Recognized		
	B	D
mm <sup>2</sup> /AWG/kcmil	26-14	26-14
Nominal current I <sub>N</sub>	10 A	10 A
Nominal voltage U <sub>N</sub>	300 V	300 V

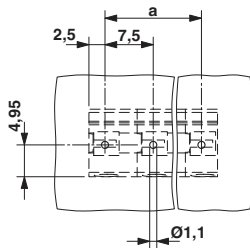
cUL Recognized		
	B	D
mm <sup>2</sup> /AWG/kcmil	26-14	26-14
Nominal current I <sub>N</sub>	10 A	10 A
Nominal voltage U <sub>N</sub>	300 V	300 V

GOST
------

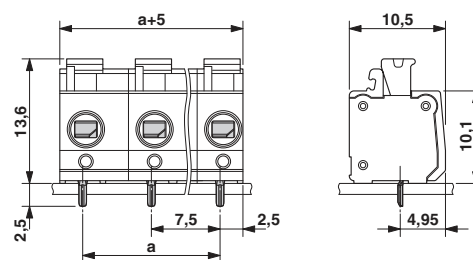
cULus Recognized
------------------

## Drawings

### Drilling diagram

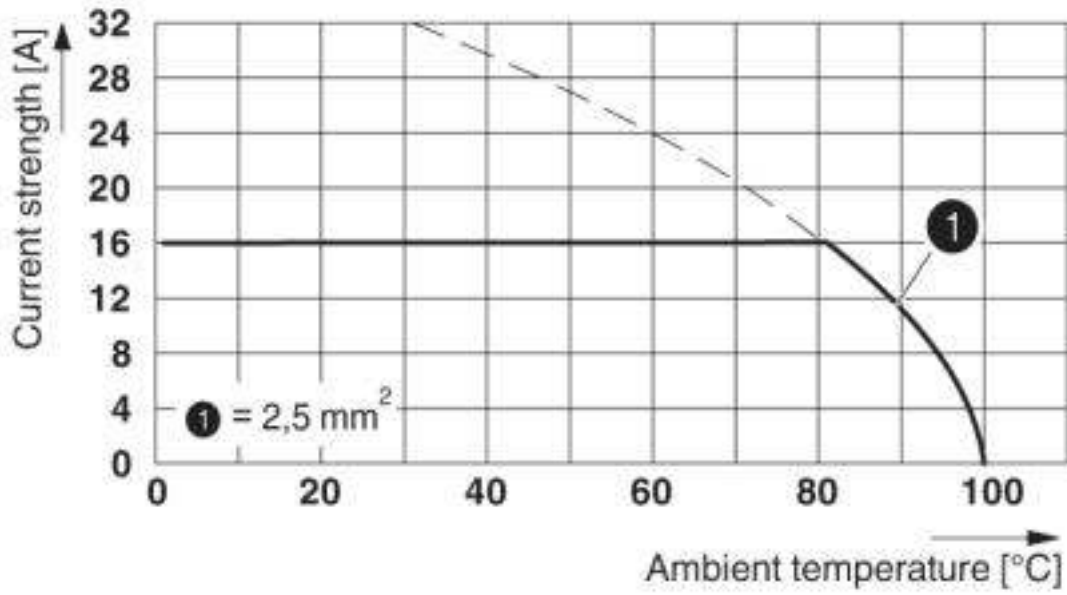


### Dimensioned drawing



# PCB terminal block - PTS 1,5/ 5-7,5-H - 1703087

Diagram



© Phoenix Contact 2012 - all rights reserved  
<http://www.phoenixcontact.com>