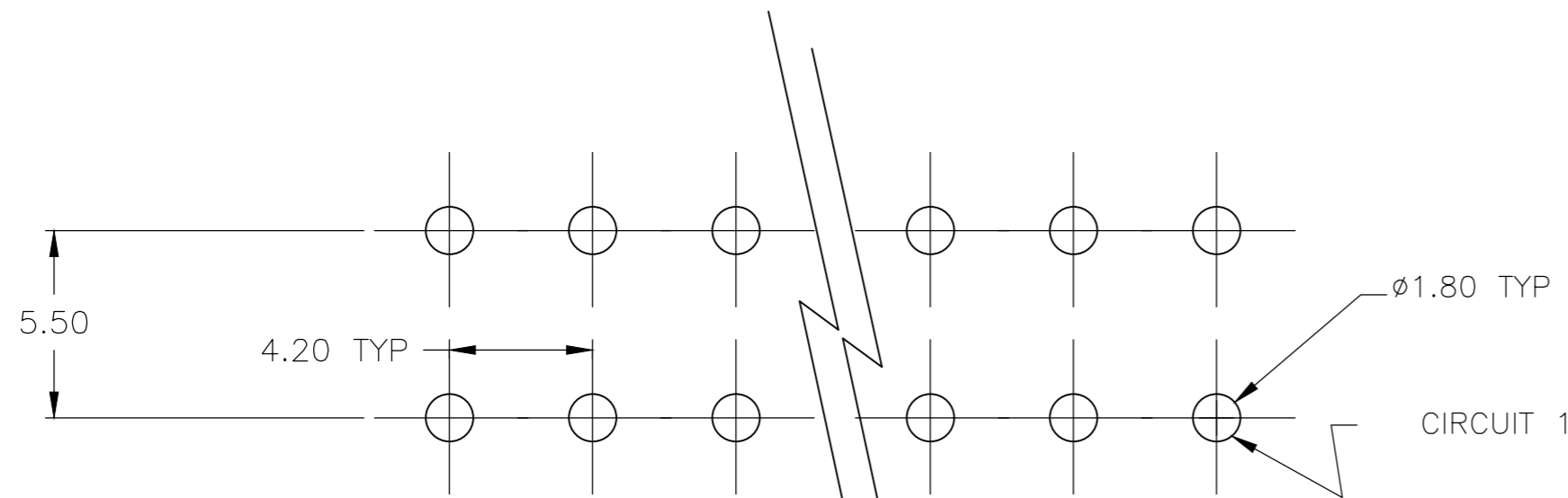
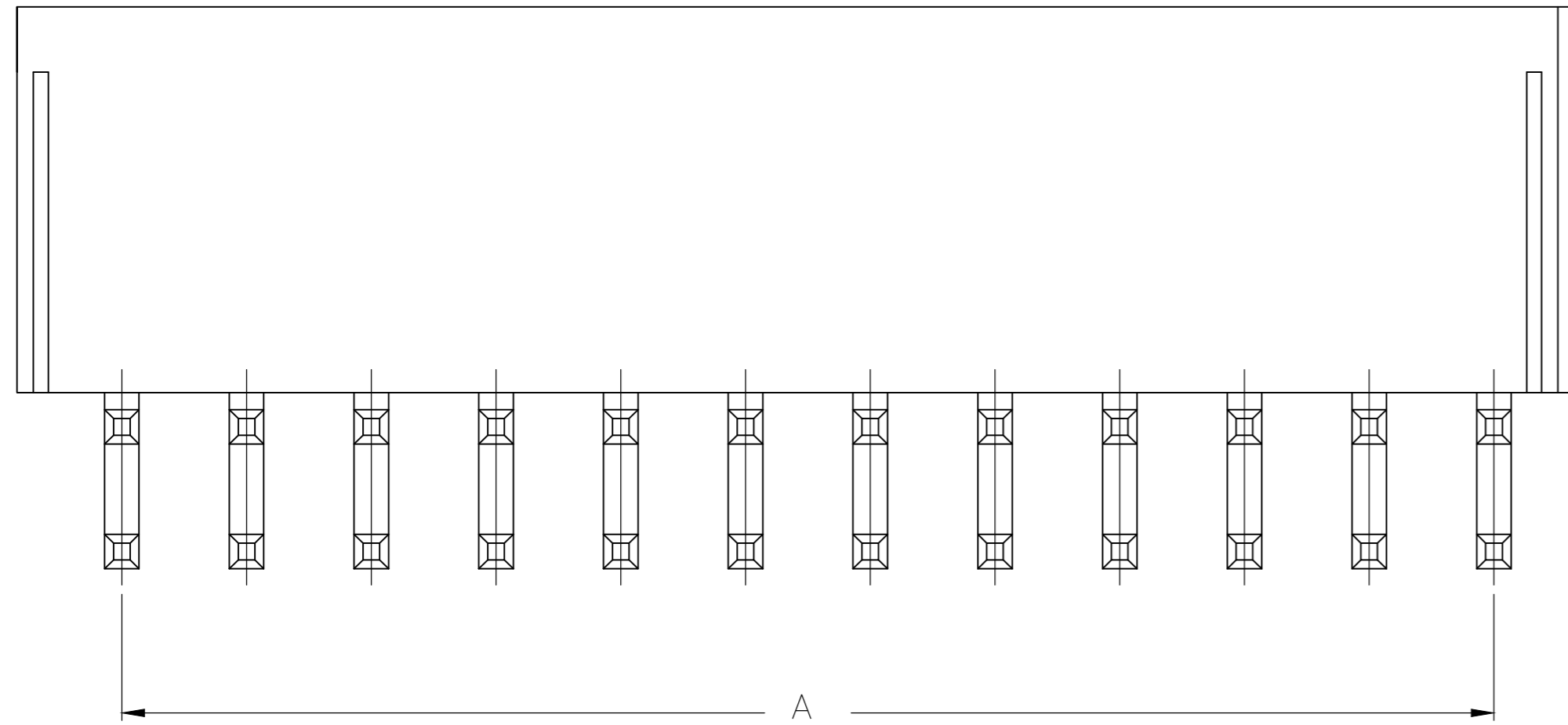
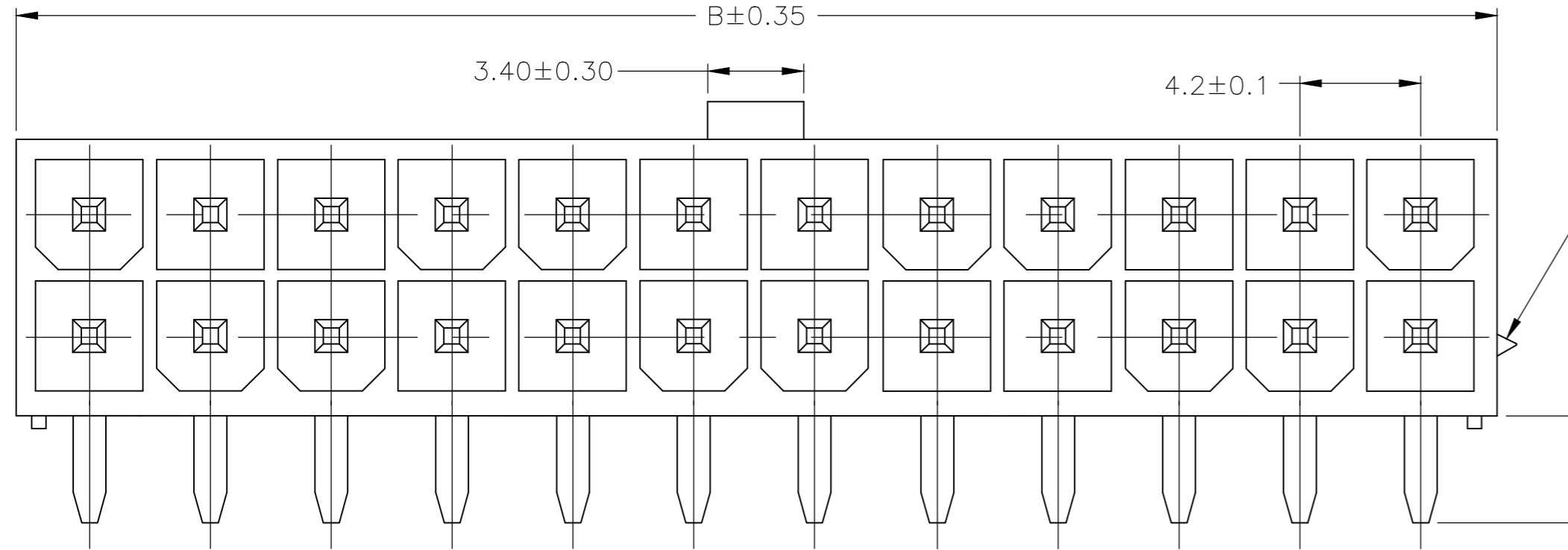
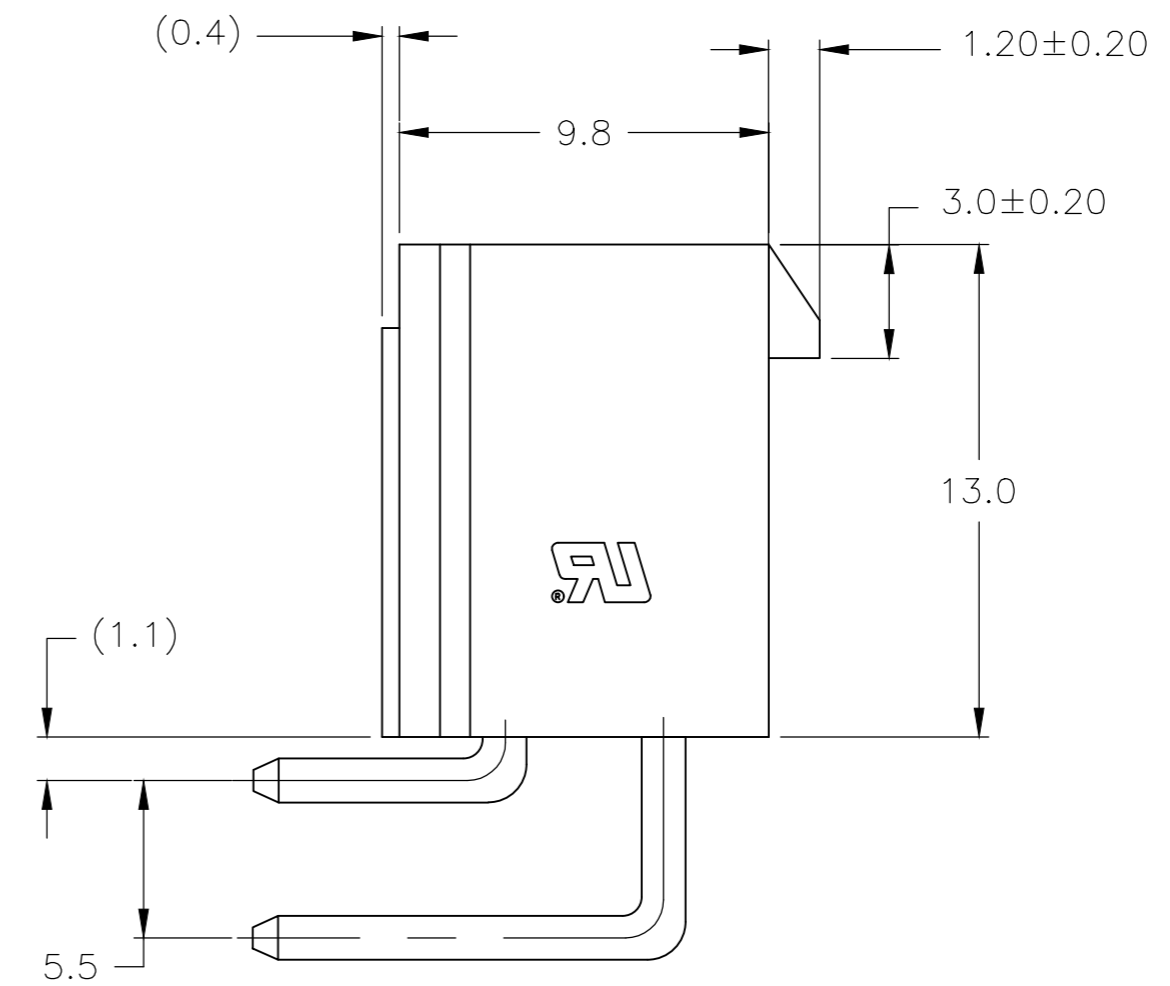


REVISIONS					
P	LTR	DESCRIPTION	DATE	DWN	APVD
B7		REVISED PER ECR-19-013240	06MAY2020	WH	DZ



PCB LAYOUT: COMPONENT SIDE
RECOMMENDED BOARD THICKNESS 1.60

- 1 MATERIAL: HOUSING-NYLON, UL94V-0 (COLOR SEE TABLE, COLOR OF PARTS MAY VARY) CONTACTS-0.25 [.010] THICK BRASS ALLOY.
- 2 CONTACT FINISH: 0.002032 [.000080] MIN BRIGHT TIN OVER 0.000762 [.000030] MIN NICKEL OVER ENTIRE CONTACT.
- 3 MATES WITH VAL-U-LOK(TM) RECEPTACLE HOUSINGS.
- 4 PRELIMINARY-NOT FOR PRODUCTION.



4	COLOR	POS	A	B±0.35	PART NUMBER
	BLACK	6	8.4±0.1	13.8	3-1586042-6
	NATURAL	2		5.4	1586042-2
	NATURAL	4	4.2±0.1	9.6	1586042-4
	NATURAL	6	8.4±0.1	13.8	1586042-6
	NATURAL	8	12.6±0.1	18.0	1586042-8
	NATURAL	10	16.8±0.1	22.2	1-1586042-0
	NATURAL	12	21.0±0.2	26.4	1-1586042-2
	NATURAL	14	25.2±0.2	30.6	1-1586042-4
	NATURAL	16	29.4±0.2	34.8	1-1586042-6
	NATURAL	18	33.6±0.2	39.0	1-1586042-8
	NATURAL	20	37.8±0.2	43.2	2-1586042-0
	NATURAL	22	42.0±0.2	47.4	2-1586042-2
	NATURAL	24	46.2±0.2	51.6	2-1586042-4

2-1586042-4 SHOWN

THIS DRAWING IS A CONTROLLED DOCUMENT.		DWN S. HOOVER 18-SEP-2002		
DIMENSIONS: mm		CHK D. COLEY 18-SEP-2002		
TOLERANCES UNLESS OTHERWISE SPECIFIED:		APVD D. COLEY 18-SEP-2002	NAME	
0 PLC ± -		PRODUCT SPEC	RIGHT ANGLE HEADER, WITHOUT PEGS VAL-U-LOK(TM)	
1 PLC ± 0.5		APPLICATION SPEC	SIZE	CAGE CODE
2 PLC ± 0.5		108-2112	A2	00779
3 PLC ± -		114-13172	DRAWING NO	RESTRICTED TO
4 PLC ± -		WEIGHT	C=1586042	
ANGLES ±		FINISH	SCALE	SHEET
FINISH		1	N/A	1 of 1
MATERIAL		CUSTOMER DRAWING	REV	B7