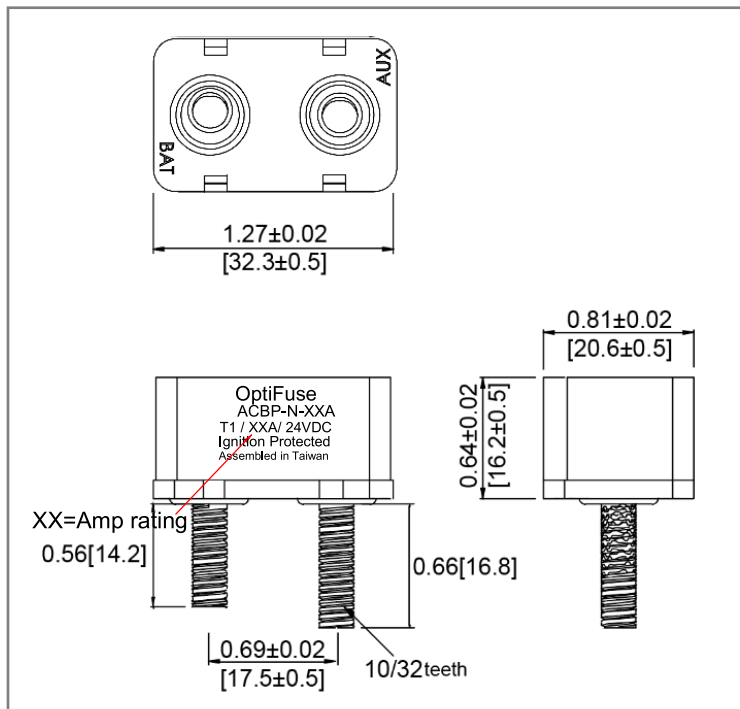


# 10-32 Stud (Shortstop Style) Circuit Breaker

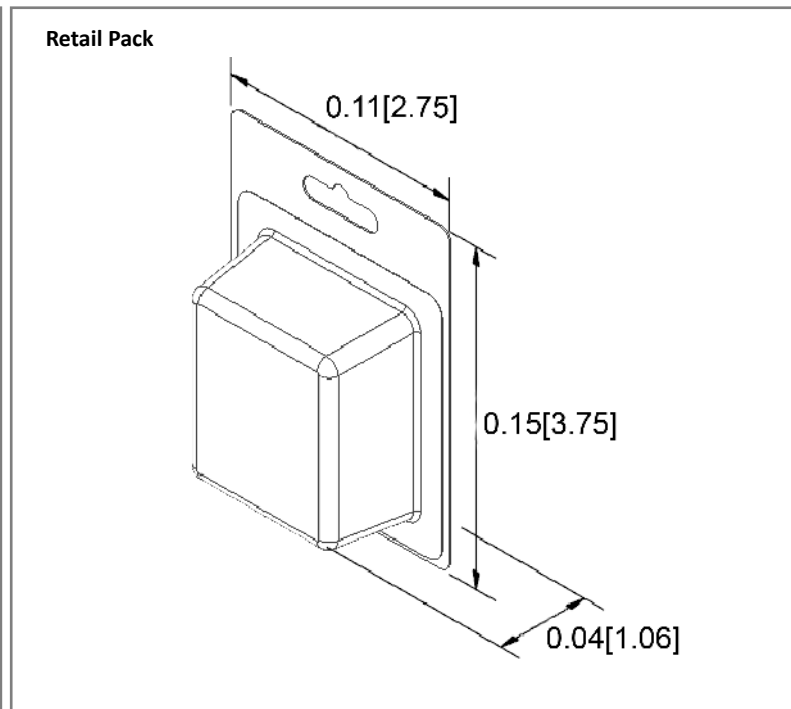
## ACBP-N Colored Body



### Mechanical Dimensions: Inches [mm]



### Retail Pack: Inches [mm]



### Part Numbers Information

Amperage	Body Color	Bulk Part #	Retail Pack # Blister Card	Pack Size
10A	Gray	ACBP-N-10A	ACBP-N-10A-BP	1
15A	Blue	ACBP-N-15C	ACBP-N-15C-BP	1
20A	Yellow	ACBP-N-20C	ACBP-N-20C-BP	1
25A	White	ACBP-N-25C	ACBP-N-25C-BP	1
30A	Green	ACBP-N-30C	ACBP-N-30C-BP	1
40A	Orange	ACBP-N-40C	ACBP-N-40C-BP	1
50A	Red	ACBP-N-50C	ACBP-N-50C-BP	1

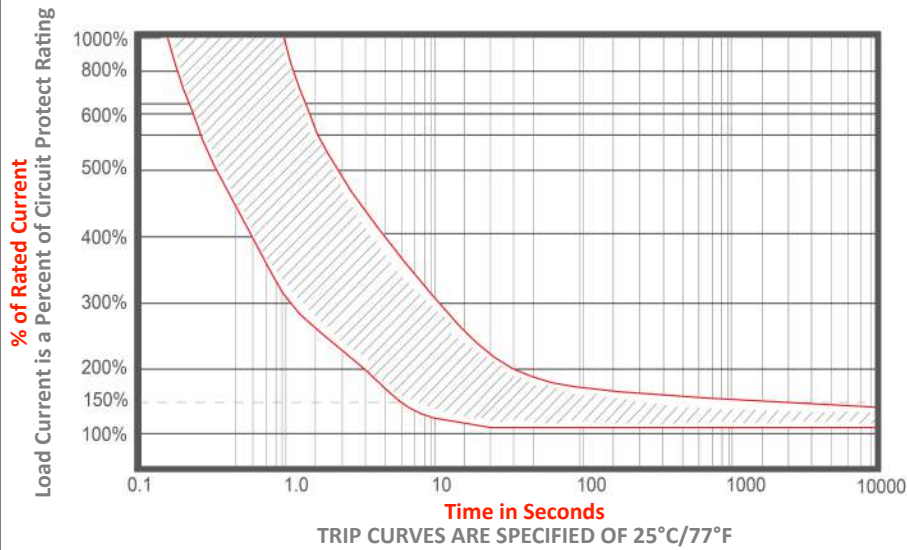
### Electrical Specifications

Voltage Rating	12/24/32VDC
Reset Type	Type I - Auto Reset
Interrupting Rating	4 Times Rated Current
Operation Temperature	-10°C ~ 60°C
Testing	SAE J553

### Material Specifications

Body Material	Thermoplastic (UL94V-0)
Terminals Configuration	Battery – Copper Plated, Auxiliary – Zinc Plated
Studs Torque	3.0±0.3 N.m
Ignition Protection	SAE J1171   Ingress Protection IP63

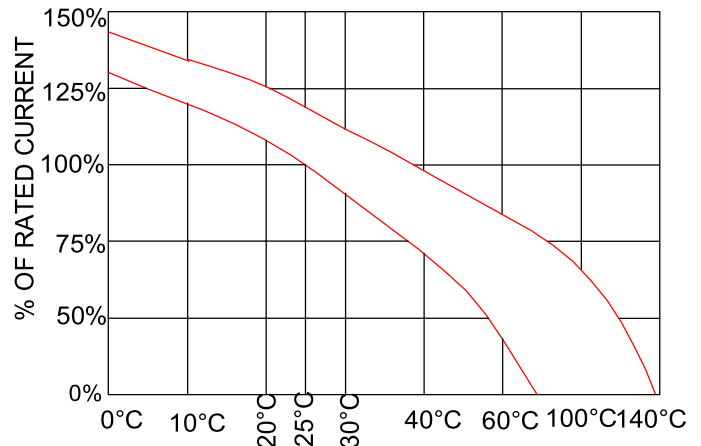
## Time vs. Percent of Rated Current



% of Rated Current	Min Trip Time	Max Trip Time
100%	Hold	No Trip
150%		Trip in 1 hr
200%	4.0s	40.0s
300%	1.2s	12.0s
400%	0.6s	5.0s
500%	0.4s	2.8s
600%	0.3s	1.8s

## Temperature Derating Curve

The time/current characteristic curve depends on the ambient temperature prevailing, In order to eliminate nuisance tripping. Please divide the current breaker current ratings by the derating factor shown below.



Ambient Temperature	-10°C	0°C	10°C	25°C	40°C	50°C	60°C
Division Factor	1.25	1.15	1.05	1.00	0.9	0.8	0.7

## Rev Date of issue Revision Notes

## Designed Approved

C	05-22-2023	Initial Drawing	RC	OF
---	------------	-----------------	----	----