

2-1563878-1 ✓ ACTIVE

AMP | Heavy Duty Sealed Connector Series

TE Internal #: 2-1563878-1

Housing for Female Terminals, Wire-to-Wire, 15 Position, .157 in / .236 in [6 mm / 4 mm] Centerline, Sealable, Heavy Duty Sealed Connector Series

[View on TE.com >](#)



Connectors > Automotive Connectors > Automotive Housings > Heavy Duty Sealed Connector Series Housings



Connector & Housing Type: **Housing for Female Terminals**

Mating Tab Width: 1.5 mm, 2.8 mm [.059 in, .11 in]

Connector System: **Wire-to-Wire**

Number of Positions: 15

Centerline (Pitch): 4 mm, 6 mm [.157 in, .236 in]

[All Heavy Duty Sealed Connector Series Housings \(204\)](#)

Features

Product Type Features

| | |
|--------------------------|------------------------------|
| Connector Shape | Rectangular |
| Connector & Housing Type | Housing for Female Terminals |
| Connector System | Wire-to-Wire |
| Sealable | Yes |
| Hybrid Connector | Yes |
| Primary Locking Feature | On the Terminal |

Configuration Features

| | |
|---------------------|----|
| Number of Positions | 15 |
| Number of Rows | 2 |

Electrical Characteristics

| | |
|------------------------------|------------------------|
| Operating Voltage | 60 VDC |
| Nominal Voltage Architecture | 12 V, 24 V, 42 V, 60 V |



Body Features

| | |
|-------------------------|------|
| Primary Product Color | Gray |
| Connector & Keying Code | B |

Contact Features

| | |
|------------------------------|----------------------------------|
| Contact Size | 1.5K, 2.8mm |
| Contact Type | Receptacle |
| Mating Tab Width | 1.5 mm, 2.8 mm [.059 in][.11 in] |
| Contact Current Rating (Max) | 40 A |

Mechanical Attachment

| | |
|-----------------------------|----------------------------|
| Terminal Position Assurance | Yes |
| Strain Relief | Without |
| Mating Alignment Type | Keyed |
| Mating Alignment | With |
| Connector Mounting Type | Cable Mount (Free-Hanging) |

Housing Features

| | |
|--------------------|-------------------------------|
| Housing Material | PBT GF |
| Centerline (Pitch) | 4 mm, 6 mm [.157 in][.236 in] |

Dimensions

| | |
|------------------|--------------------|
| Connector Height | 31.25 mm [1.23 in] |
| Product Width | 25.7 mm [1.012 in] |
| Product Length | 67.2 mm [2.646 in] |

Usage Conditions

| | |
|-----------------------------|---|
| Operating Temperature (Max) | 70 °C, 80 °C, 85 °C, 90 °C, 100 °C, 105 °C, 110 °C, 120 °C, 125 °C, 130 °C, 140 °C [158 °F][167 °F][176 °F][185 °F][194 °F][212 °F][221 °F][230 °F][248 °F][257 °F][266 °F][284 °F] |
| Operating Temperature Range | -40 – 140 °C [-40 – 284 °F] |

Operation/Application

| | |
|---------------------|--------|
| Circuit Application | Signal |
|---------------------|--------|

Industry Standards

| | |
|------------------------|----------|
| Degree of Protection | IP67 |
| UL Flammability Rating | UL 94V-0 |

Packaging Features



| | |
|--------------------|-----|
| Packaging Quantity | 230 |
| Packaging Method | Box |

Other

| | |
|--------------------------------------|-----|
| Serviceable | Yes |
| Connector Position Assurance Capable | No |

Product Compliance

[For compliance documentation, visit the product page on TE.com>](#)

| | |
|---|---|
| EU RoHS Directive 2011/65/EU | Compliant |
| EU ELV Directive 2000/53/EC | Compliant |
| China RoHS 2 Directive MIIT Order No 32, 2016 | No Restricted Materials Above Threshold |
| EU REACH Regulation (EC) No. 1907/2006 | Current ECHA Candidate List: JUNE 2023 (235) Candidate List Declared Against: JUNE 2023 (235) Does not contain REACH SVHC |
| Halogen Content | Not Low Halogen - contains Br or Cl > 900 ppm. |
| Solder Process Capability | Not applicable for solder process capability |

Product Compliance Disclaimer

This information is provided based on reasonable inquiry of our suppliers and represents our current actual knowledge based on the information they provided. This information is subject to change. The part numbers that TE has identified as EU RoHS compliant have a maximum concentration of 0.1% by weight in homogenous materials for lead, hexavalent chromium, mercury, PBB, PBDE, DBP, BBP, DEHP, DIBP, and 0.01% for cadmium, or qualify for an exemption to these limits as defined in the Annexes of Directive 2011/65/EU (RoHS2). Finished electrical and electronic equipment products will be CE marked as required by Directive 2011/65/EU. Components may not be CE marked. Additionally, the part numbers that TE has identified as EU ELV compliant have a maximum concentration of 0.1% by weight in homogenous materials for lead, hexavalent chromium, and mercury, and 0.01% for cadmium, or qualify for an exemption to these limits as defined in the Annexes of Directive 2000/53/EC (ELV). Regarding the REACH Regulation, the information TE provides on SVHC in articles for this part number is based on the latest European Chemicals Agency (ECHA) 'Guidance on requirements for substances in articles' posted at this URL: <https://echa.europa.eu/guidance-documents/guidance-on-reach>

Compatible Parts




TE Part # CAT-H3399-B128
Heavy Duty Sealed Connector Series Backshells



TE Part # 2112303-1
PROTECTION CAP, FOR REC.HSG GROUP E



TE Part # CAT-H3399-CH8172
Heavy Duty Sealed Connector Series Housings



TE Part # 964972-1
EINZELLEITERDICHTUNG



TE Part # 828905-1
SINGLE-WIRE-SEAL(5MM HOLE)




TE Part # CAT-AM705-T273
AMP MCP, RECEPTACLE AND TAB




TE Part # 2-2378191-1
15POS, HYBRID, HDR ASSY, 180DEG, COD B


Also in the Series | **Heavy Duty Sealed Connector Series**



Automotive Connector Caps & Covers (25)



Automotive Housings(207)




Automotive Seals & Cavity Plugs(5)



Data Connectivity Headers(2)



Data Connectivity Housings(18)



Other Automotive Connector Accessories(34)



PCB Headers & Receptacles(1)

Customers Also Bought



TE Part #1630027-1
HSC300 100R 5%



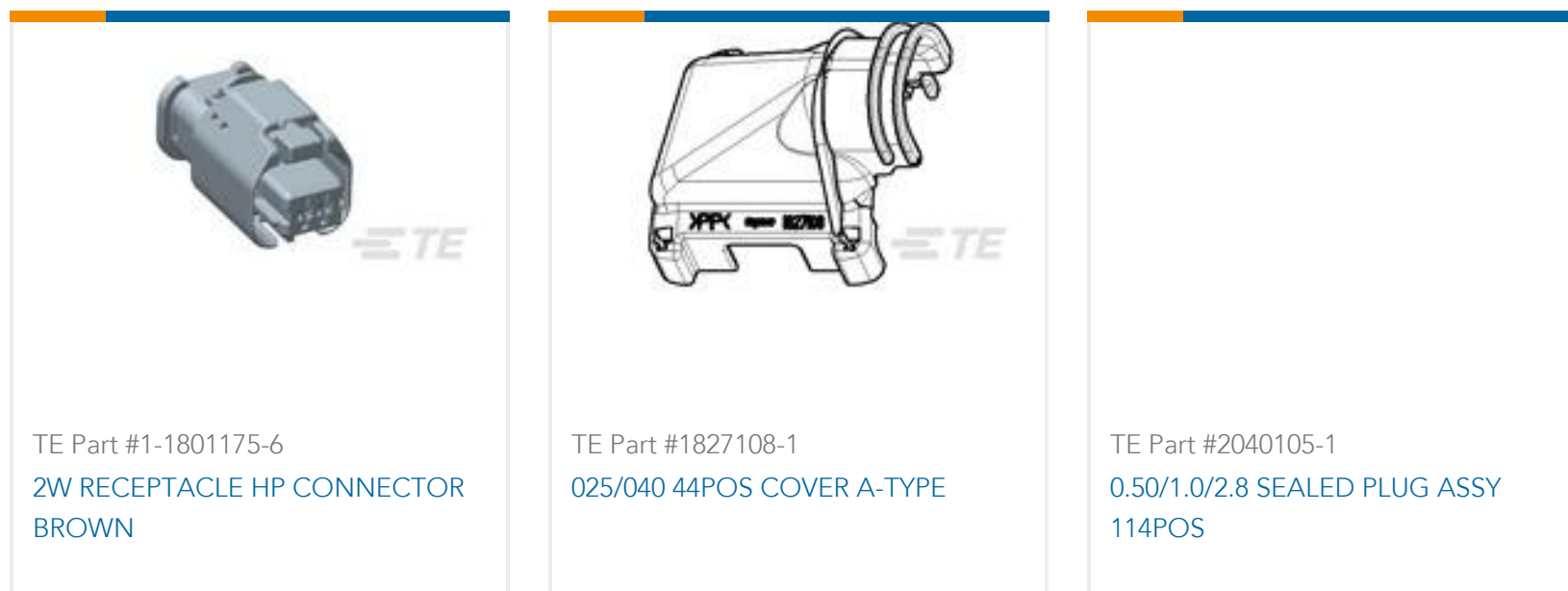
TE Part #2-1564530-1
Heavy Duty Sealed Connector Series Housings



TE Part #2098250-3
PIN, SF, SIZE 16, 16-18 AWG, NI/SN



TE Part #140734-2
250 FASTON, TAB, TPBR



Documents

Product Drawings

15POS, MIXED, REC HSG, SEALED, ASSY

English

CAD Files

Customer View Model

ENG_CVM_CVM_2-1563878-1_J.2d_dxf.zip

English

3D PDF

3D

Customer View Model

ENG_CVM_CVM_2-1563878-1_J.3d_igs.zip

English

Customer View Model

ENG_CVM_CVM_2-1563878-1_J.3d_stp.zip

English

By downloading the CAD file I accept and agree to the [Terms and Conditions](#) of use.

Datasheets & Catalog Pages

HDSCS Catalog

English

ICT Terminals and Connectors Catalogue

English

CONNECTOR SELECTOR

English

Product Specifications

Application Specification

English