



Connectors > Power Connectors > Power Contacts



Power Contact Type: **Contact**

Operating Voltage: **250 VDC**

Contact Mating Area Plating Material: **Gold**

Wire Size: **24 – 20 AWG**

## Features

### Product Type Features

Compatible With Discrete Wire Type	Stranded
Power Contact Type	Contact
Sealable	No
Connector & Contact Terminates To	Wire & Cable

### Electrical Characteristics

Operating Voltage	250 VDC
-------------------	---------

### Contact Features

Barrel Type	Open
Contact Mating Area Plating Material	Gold
Contact Current Rating (Max)	5 A
Contact Type	Receptacle
Contact Retention Within Housing	With
Mating Square Post Dimension	.64 mm[.025 in]
Contact Base Material	Phosphor Bronze
Contact Mating Area Plating Material Thickness	.38 μm[15 μin]



Contact Mating Area Plating Material Finish	Bright
Wire Contact Termination Area Plating Thickness	1.27 – 2.54 µm[50 – 100 µin]
Wire Contact Termination Area Plating Material	Tin
Wire Contact Termination Area Plating Material Finish	Bright
Contact Orientation	Straight
Contact Underplating Material	Nickel
Contact Underplating Material Thickness	1.27 – 2.54 µm[50 – 100 µin]

### Termination Features

Termination Method to Wire & Cable	Crimp
------------------------------------	-------

### Mechanical Attachment

Contact Retention Type Within Housing	Locking Lance
Wire Insulation Support	With

### Dimensions

Wire Size	394.71 – 986.76 CMA
Compatible Insulation Diameter Range	.89 – 1.52 mm[.035 – .06 in]

### Usage Conditions

Operating Temperature Range	-40 – 105 °C[-40 – 221 °F]
-----------------------------	----------------------------

### Operation/Application

Circuit Application	Power
---------------------	-------

### Industry Standards

Agency/Standard	VDE
-----------------	-----

### Packaging Features

Packaging Method	Reel
------------------	------

### Product Compliance

[For compliance documentation, visit the product page on TE.com>](#)

EU RoHS Directive 2011/65/EU	Compliant
EU ELV Directive 2000/53/EC	Compliant
China RoHS 2 Directive MIIT Order No 32, 2016	No Restricted Materials Above Threshold
EU REACH Regulation (EC) No. 1907/2006	Current ECHA Candidate List: JUNE 2023 (235) Candidate List Declared Against: JAN 2023 (233)

Does not contain REACH SVHC

Halogen Content

Low Halogen - Br, Cl, F, I < 900 ppm per homogenous material. Also BFR/CFR/PVC Free

Solder Process Capability

Not applicable for solder process capability


Product Compliance Disclaimer

This information is provided based on reasonable inquiry of our suppliers and represents our current actual knowledge based on the information they provided. This information is subject to change. The part numbers that TE has identified as EU RoHS compliant have a maximum concentration of 0.1% by weight in homogenous materials for lead, hexavalent chromium, mercury, PBB, PBDE, DBP, BBP, DEHP, DIBP, and 0.01% for cadmium, or qualify for an exemption to these limits as defined in the Annexes of Directive 2011/65/EU (RoHS2). Finished electrical and electronic equipment products will be CE marked as required by Directive 2011/65/EU. Components may not be CE marked. Additionally, the part numbers that TE has identified as EU ELV compliant have a maximum concentration of 0.1% by weight in homogenous materials for lead, hexavalent chromium, and mercury, and 0.01% for cadmium, or qualify for an exemption to these limits as defined in the Annexes of Directive 2000/53/EC (ELV). Regarding the REACH Regulation, the information TE provides on SVHC in articles for this part number is based on the latest European Chemicals Agency (ECHA) 'Guidance on requirements for substances in articles' posted at this URL: <https://echa.europa.eu/guidance-documents/guidance-on-reach>

## Compatible Parts



TE Part # 91501-1  
CCII MICRO MNL REC 24-20 ASSY



Was called:  
SDE PEW 12

Now renamed as:  
SDE SA  
(no other physical changes)

TE Part # 91391-1  
SDE PEW 12MICRO MNL HAND TOOL



TE Part # 843996-6  
TOOL, EXTRACTION RESET



TE Part # 2151022-1  
OCEAN\_2.0\_APPLICATOR-S-055F070F



**KIT**

REPRESENTATION ONLY

TE Part # 7-2151022-7  
OCEAN\_2.0\_SPARE\_PART\_KIT-055F070F



TE Part # 91391-2  
SDE COMM MICRO MNL DIE SET



TE Part # 2151022-2  
OCEAN\_2.0\_APPLICATOR-S-055F070F



TE Part # 2-2151022-1  
OCEAN\_2.0\_APPLICATOR-S-055F070F



TE Part # 2-2151022-2  
OCEAN\_2.0\_APPLICATOR-S-055F070F



TE Part # 2-2837550-1  
OCEAN\_2.0\_APPLICATOR-S-050F070F



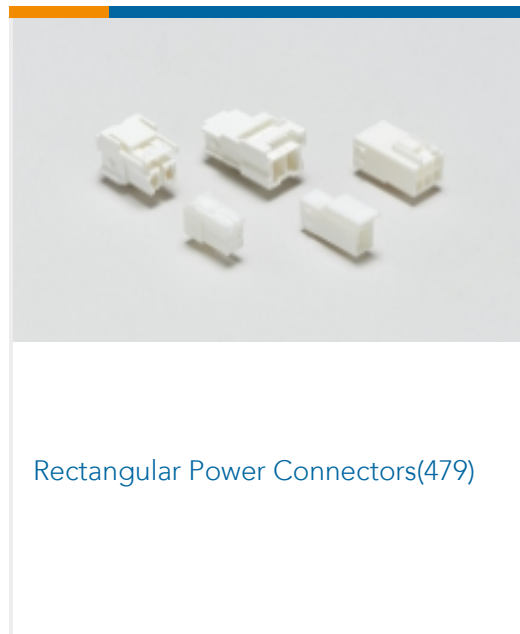
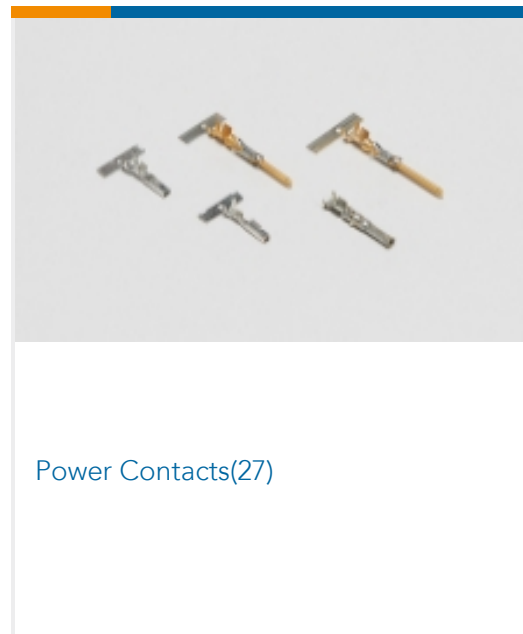
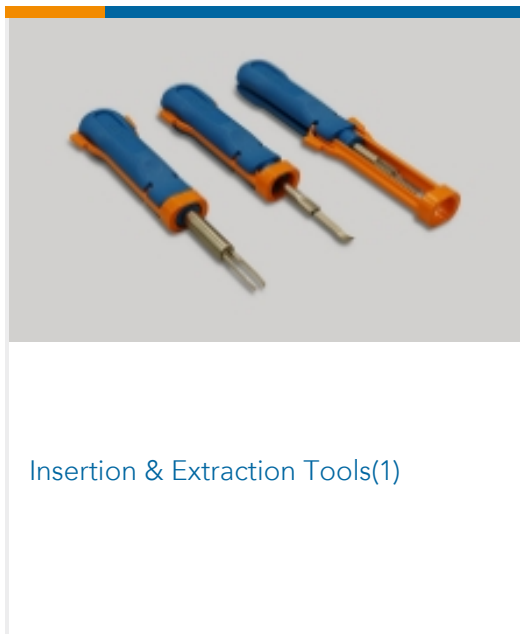
TE Part # 2-2837550-2  
OCEAN\_2.0\_APPLICATOR-S-050F070F



TE Part # 2837550-1  
OCEAN\_2.0\_APPLICATOR-S-050F070F



Also in the Series | **Micro MATE-N-LOK**



Customers Also Bought





## Documents

### Product Drawings

[MICRO MNL RPT CNT STRIP 15AU](#)

English

### CAD Files

Customer View Model

[ENG\\_CVM\\_CVM\\_794606-2\\_K.2d\\_dxf.zip](#)

English

[3D PDF](#)

3D

Customer View Model

[ENG\\_CVM\\_CVM\\_794606-2\\_K.3d\\_igs.zip](#)

English

Customer View Model

[ENG\\_CVM\\_CVM\\_794606-2\\_K.3d\\_stp.zip](#)

English

By downloading the CAD file I accept and agree to the [Terms and Conditions](#) of use.

### Datasheets & Catalog Pages

[SOFT\\_SHELL\\_PIN\\_AND\\_SOCKET\\_CONNECTORS\\_CATALOG](#)

English

[MICRO MATE-N-LOK CONNECTOR SYSTEM](#)

English

### Product Specifications

[Application Specification](#)

English

### Product Environmental Compliance

[Product Compliance Document](#)

English

[Product Compliance Document](#)

English