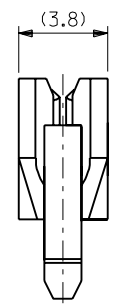
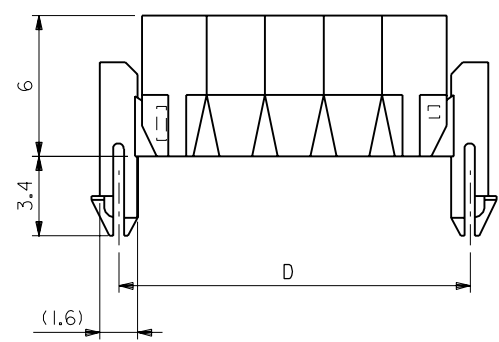
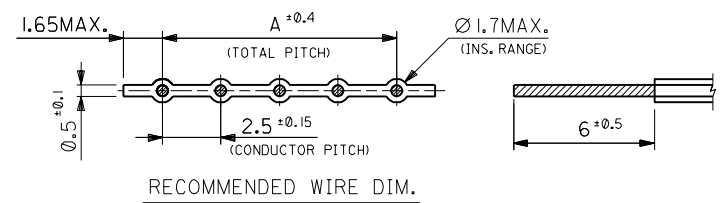
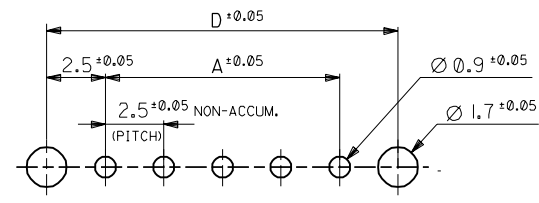
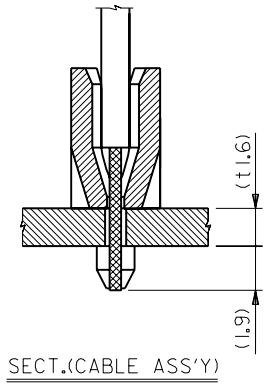
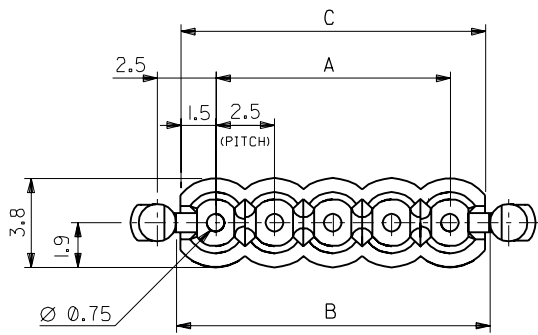


DWG. NO. SD-51052-***10
 DIMENSIONS IN METRIC DO NOT SCALE DRAWING



42.5	40.5	40.9	37.5	51052-1610	16
40.0	38.0	38.4	35.0	- 1510	15
37.5	35.5	35.9	32.5	- 1410	14
35.0	33.0	33.4	30.0	- 1310	13
32.5	30.5	30.9	27.5	- 1210	12
30.0	28.0	28.4	25.0	- 1110	11
27.5	25.5	25.9	22.5	- 1010	10
25.0	23.0	23.4	20.0	- 0910	9
22.5	20.5	20.9	17.5	- 0810	8
20.0	18.0	18.4	15.0	- 0710	7
17.5	15.5	15.9	12.5	- 0610	6
15.0	13.0	13.4	10.0	- 0510	5
12.5	10.5	10.9	7.5	- 0410	4
10.0	8.0	8.4	5.0	- 0310	3
7.5	5.5	5.9	2.5	51052-0210	2
D	C	B	A	ENG. NO.	CKT.

NOTES

- MATERIAL : NYLON 66 , UL 94V-0
- APPLIED WIRE : 2.5mm PITCH RIBBON CABLE AWG#24~26 TIN TOP COATED WIRE
- PLACE OF MANUFACTURE (TRADE-MARK) : MALAYSIA (MXL)

角 度 ANGLE		±3°							材料 MATERIAL	SEE NOTE 1	MOLEX-JAPAN CO.,LTD. 日本モレックス株式会社
30以上 OVER		±0.3							仕上げ FINISH	—	
10以上 30未満 UNDER		±0.25	A	REVISED (JC80012)	S.N. M.F.	97/7/4			適用電線範囲 WIRE RANGE	SEE NOTE 2	TITLE 名称
10未満 UNDER		±0.2	0	RELEASED (J50424)	T.A. H.H.	95/6/2			被覆外径 INS. RANGE	φ1.7 MAX.	2.5 mm PITCH
一般公差 GENERAL TOLERANCES			記号 LTR	変更内容 REVISION RECORD	DR. CHK.	日付 DATE			DRAWN BY '95/6/2 T.ASAKAWA	CHK'D BY '97/7/4 M.FUKUSHIMA	CABLE HOLDER
									APP'D BY '97/7/4 M.FUKUSHIMA	尺 度 SCALE 4 : 1	(FOR 6 mm STRIP LENGTH)
											DWG. NO.
											SD-51052-***10
											REV
											A