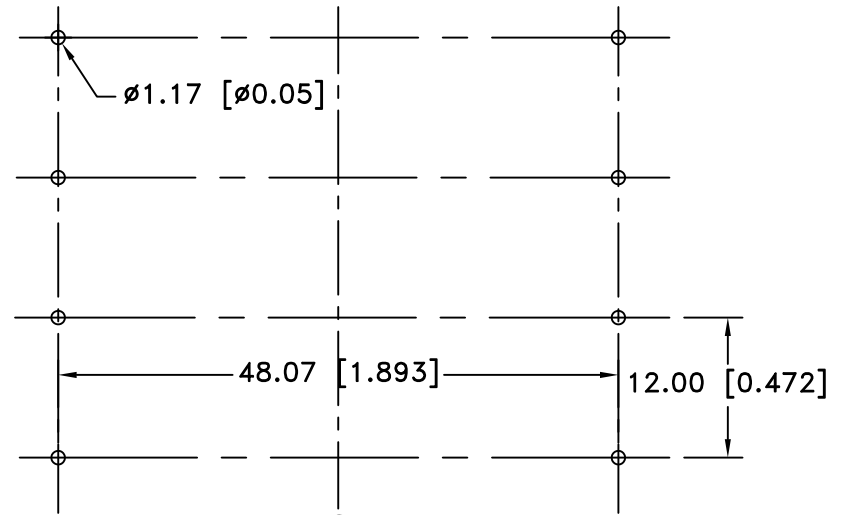
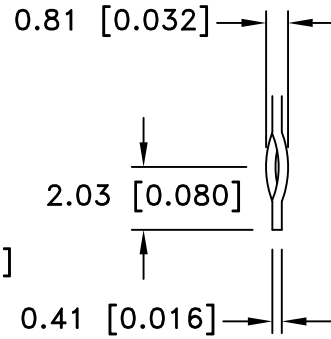


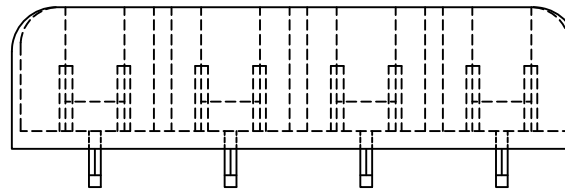
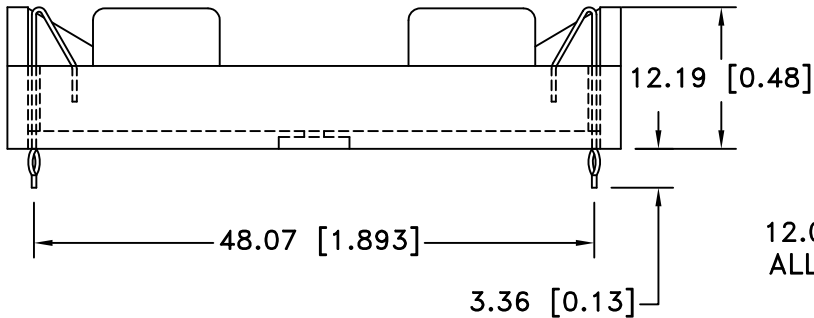
CONTACT DETAIL



PCB LAYOUT

OUTSIDE EDGE


$\phi 6.10$ [$\phi 0.24$]
 1.0 [0.04] DEEP
 FAR SIDE
 $\phi 2.92$ [$\phi 0.11$]



12.00 [0.472]
ALL PLS

NOTES:

Material: Polypropylene, UL94V-0, UL file No. E255317
 Contacts: 302 Stainless Steel Spring Temper, Nickel Plated
 Cover: Polypropylene, UL94V-0
 Heat Deflection Temperature: 90°C
 Vibration Test: 10-50-10 Hz swept in 60 seconds
 X,Y,Z direction: 1 hour each direction
 Result: No dislodgement of the cell or damage
 No discontinuity over 10 micro-seconds
 Shock Test: Half sine wave acceleration 150G. 6 micro-seconds
 3 shock pulses each direction per axis, total of 18 pulses
 Result: No evidence of physical damage.
 ROHS 2 COMPLIANT

Tolerance (Except as noted)	 Memory Protection Devices, Inc 200 Broad Hollow Road, Farmingdale, New York 11735		
	decimal $\pm .5$ (.020)	Scale	Drawn By B.S. Approved By T.B.
Fractional $\pm .8$ (.030)	Title FOUR "AAA" CELL HOLDER WITH PC PINS		
Angular $\pm 3^\circ$	Date 03/22/13	Drawing Number BK-1264-PC8	

Date	SYM	REVISION RECORD	AUTH	DR.	CK.
03/22/13	A	UPDATED TO ROHS 2 COMPLIANT	T.B.	B.S.	