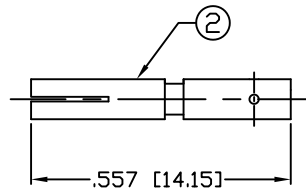
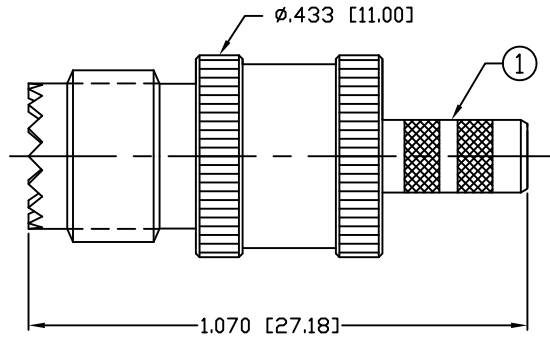


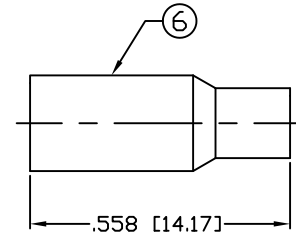
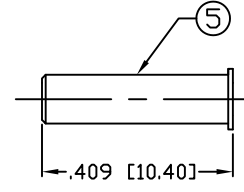
THIS DRAWING CONTAINS INFORMATION PROPRIETARY TO RF INDUSTRIES,  
 ANY UNAUTHORIZED USE OF THIS DRAWING IS EXPRESSLY PROHIBITED  
 WITHOUT WRITTEN PERMISSION FROM RF INDUSTRIES.  
 ANY VIOLATION IS PUNISHABLE UNDER U.S. COPYRIGHT LAWS.

PART NO.		RFU-601-B1		
REV	DESCRIPTION	DWN	DATE	APPROVED
G	CHG TO ST. KNURL, 2 BAND KNURL ON F/S	GGG	4/3/02	JDMc

ALL DIMENSIONS ARE REFERENCE ONLY



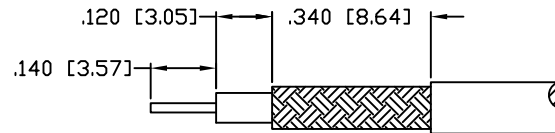
RECOMMENDED  
 CRIMP DIE: .068"



RECOMMENDED  
 CRIMP DIE: .178"

SPECIFICATIONS:

IMPEDANCE: 50 Ohms  
 FREQUENCY RANGE: 0-2.5 GHz  
 VSWR: 1.25 MAX.  
 WORKING VOLTAGE: 335 V rms Max. @ Sea Level  
 INSULATION RESISTANCE: 5k M Ohms min.  
 TEMPERATURE RANGE: -65°C TO 165°C  
 FOR RG-316/U DOUBLE SHIELD CABLE



RECOMMENDED  
 STRIPPING DIMENSIONS

1	BODY	1	BRASS	NICKEL, 100 μ"	000486	
2	CONTACT	1	BRASS	GOLD, 3 μ"		
3	DIELECTRIC	1	PTFE	---		
4	WASHER	1	BRASS	NICKEL, 100 μ"		
5	INSERT	1	BRASS	NICKEL, 100 μ"		
6	FERRULE	1	BRASS	NICKEL, 100 μ"		
7						
8						
9						
10					DRAWN	
11					G. GALLEGOS	
12					4/3/02	
13					CHECKED	
14					ORJ DRAWN	
					S. SMITH	
					5/10/90	
#	DESCRIPTION	QTY	MATRL	FINISH	APPROVALS	DATE

UNLESS OTHERWISE SPECIFIED:  
 1. REMOVE ALL BURRS  
 2. BREAK ALL CORNERS & EDGES .005 R. MAX.  
 3. CHAMFER 1ST & LAST THREADS 45°  
 4. SURFACE ROUGHNESS 63 FINISH MIL-STD-10  
 5. DIAMETERS ON COMMON CENTERS TO BE CONCENTRIC WITHIN .002 T.I.R.  
 6. ALL DIMENSIONS ARE AFTER PLATING.

DIMENSIONS ARE IN INCHES AND [MILLIMETERS]  
 UNLESS OTHERWISE NOTED TOLERANCES ARE:  
 DECIMALS      DIAMETER  
 .XXX±.003 [.08]      .XXX±.001 [.03]  
 .XX±.005 [.13]      .XX±.003 [.08]

**RFconnectors**  
 DIVISION OF RF INDUSTRIES, LTD.

7610 MIRAMAR RD  
 SAN DIEGO, CA 92126  
 (858) 549-6340  
 (858) 549-6345 FAX

MINI UHF JACK, CRIMP

SIZE	CABLE GROUP	DWG NO.	REV
A	B1	RFU-601-B1	G
SCALE: NTS		CAD FILE OUTLINE	SHEET 1 OF 1