

177901-1 ✓ ACTIVE



## Power Double Lock

TE Internal #: 177901-1

Rectangular Power Connectors, Housing, Plug, Wire-to-Wire, 6 Position, 3.96 mm [.156 in] Centerline, Wire & Cable, UL 94V-0, Power Double Lock

[View on TE.com >](#)

Connectors > Power Connectors > Rectangular Power > Rectangular Power Connectors > STD Temp Power Double Lock Plug



Rectangular Power Connector Type: **Housing**

Connector & Housing Type: **Plug**

Connector System: **Wire-to-Wire**

Number of Positions: **6**

Centerline (Pitch): **3.96 mm [.156 in]**

[All STD Temp Power Double Lock Plug \(67\)](#)

## Features

### Product Type Features

|                                    |              |
|------------------------------------|--------------|
| Compatible With Discrete Wire Type | Stranded     |
| Rectangular Power Connector Type   | Housing      |
| Connector & Housing Type           | Plug         |
| Connector System                   | Wire-to-Wire |
| Sealable                           | No           |
| Connector & Contact Terminates To  | Wire & Cable |

### Configuration Features

|                            |   |
|----------------------------|---|
| Number of Positions        | 6 |
| Number of Power Positions  | 0 |
| Number of Signal Positions | 0 |
| Number of Rows             | 2 |

### Electrical Characteristics



|                   |         |
|-------------------|---------|
| Operating Voltage | 300 VAC |
|-------------------|---------|

### Contact Features

|                                  |            |
|----------------------------------|------------|
| Contact Layout                   | Matrix     |
| Contact Retention Within Housing | Without    |
| Contact Type                     | Receptacle |

### Termination Features

|                                    |       |
|------------------------------------|-------|
| Termination Method to Wire & Cable | Crimp |
|------------------------------------|-------|

### Mechanical Attachment

|                         |                            |
|-------------------------|----------------------------|
| Connector Mounting Type | Cable Mount (Free-Hanging) |
|-------------------------|----------------------------|

### Housing Features

|                    |                   |
|--------------------|-------------------|
| Centerline (Pitch) | 3.96 mm [.156 in] |
| Housing Color      | Natural           |
| Housing Material   | Nylon 6/6         |

### Dimensions

|                    |                  |
|--------------------|------------------|
| Row-to-Row Spacing | 4.6 mm [.181 in] |
|--------------------|------------------|

### Usage Conditions

|                             |                             |
|-----------------------------|-----------------------------|
| Operating Temperature Range | -30 – 105 °C [-22 – 221 °F] |
|-----------------------------|-----------------------------|

### Operation/Application

|                     |                |
|---------------------|----------------|
| Circuit Application | Power & Signal |
|---------------------|----------------|

### Industry Standards

|                        |                               |
|------------------------|-------------------------------|
| Agency/Standard        | UL                            |
| Approved Standards     | UL 1977                       |
| UL Flammability Rating | UL 94V-0                      |
| Glow Wire Rating       | Standard Part - Not Glow Wire |

### Packaging Features

|                    |     |
|--------------------|-----|
| Packaging Quantity | 200 |
| Packaging Method   | Bag |

### Product Compliance

[For compliance documentation, visit the product page on TE.com>](#)

|                              |           |
|------------------------------|-----------|
| EU RoHS Directive 2011/65/EU | Compliant |
|------------------------------|-----------|



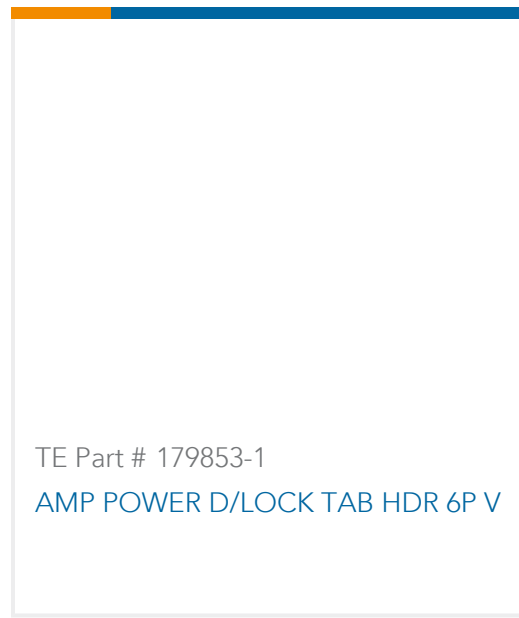
|   |  |
|---|--|
| EU ELV Directive 2000/53/EC                   | Compliant  |
| China RoHS 2 Directive MIIT Order No 32, 2016 | No Restricted Materials Above Threshold  |
| EU REACH Regulation (EC) No. 1907/2006        | Current ECHA Candidate List: JUNE 2023 (235)<br>Candidate List Declared Against: JAN 2023 (233)<br>Does not contain REACH SVHC |
| Halogen Content                               | Low Halogen - Br, Cl, F, I < 900 ppm per homogenous material. Also BFR/CFR/PVC Free  |
| Solder Process Capability                     | Not applicable for solder process capability   |

Product Compliance Disclaimer


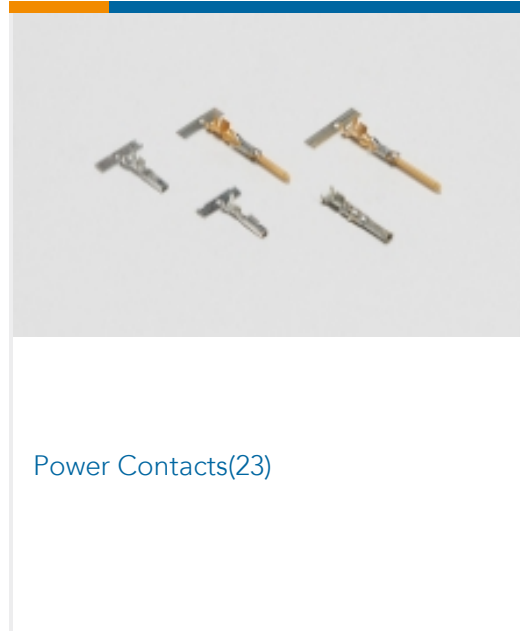
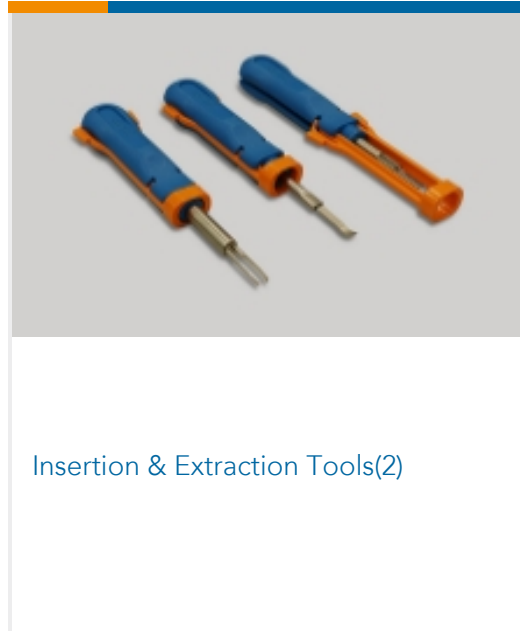
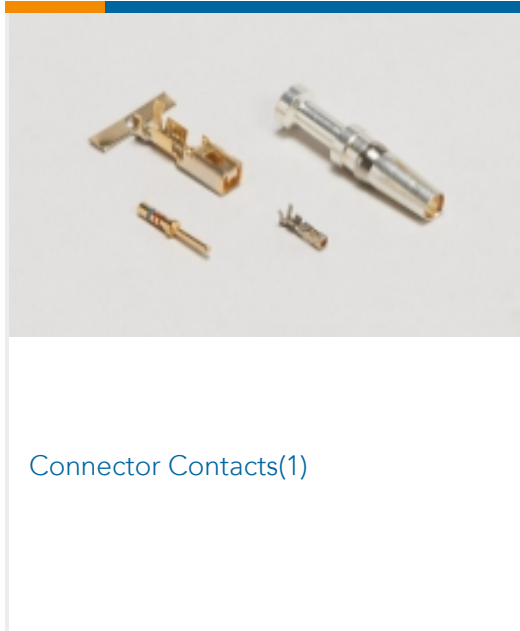
This information is provided based on reasonable inquiry of our suppliers and represents our current actual knowledge based on the information they provided. This information is subject to change. The part numbers that TE has identified as EU RoHS compliant have a maximum concentration of 0.1% by weight in homogenous materials for lead, hexavalent chromium, mercury, PBB, PBDE, DBP, BBP, DEHP, DIBP, and 0.01% for cadmium, or qualify for an exemption to these limits as defined in the Annexes of Directive 2011/65/EU (RoHS2). Finished electrical and electronic equipment products will be CE marked as required by Directive 2011/65/EU. Components may not be CE marked. Additionally, the part numbers that TE has identified as EU ELV compliant have a maximum concentration of 0.1% by weight in homogenous materials for lead, hexavalent chromium, and mercury, and 0.01% for cadmium, or qualify for an exemption to these limits as defined in the Annexes of Directive 2000/53/EC (ELV). Regarding the REACH Regulation, the information TE provides on SVHC in articles for this part number is based on the latest European Chemicals Agency (ECHA) 'Guidance on requirements for substances in articles' posted at this URL: <https://echa.europa.eu/guidance-documents/guidance-on-reach>

## Compatible Parts

|   |   |  |  |
|---|---|--|--|
|  <p>TE Part # 177909-1<br/>POWER DBL LOCK CAP HSG P/M 6P</p> |  <p>TE Part # 368576-1<br/>PDL 6P PLUG 3.96 D/R(GWT) NAT</p> |  <p>TE Part # 179841-1<br/>AMP POWER D/LOCK T/HDR ASSY 6P</p> |  <p>TE Part # CAT-P87024-R2435<br/>Power Double Lock Receptacle</p> |
|  <p>TE Part # 179593-1<br/>AMP POWER D/LOCK RECONT. L/P</p>  |  <p>TE Part # 179466-1<br/>AMP POWER DBL LOCK CAP HSG 6P</p> |  <p>TE Part # 179592-1<br/>AMP POWER D/LOCK REC CONT. L/P</p> |  <p>TE Part # 179592-2<br/>POWER D/LOCK REC CONT. H/P L/P</p>       |



## Also in the Series | Power Double Lock



## Customers Also Bought





## Documents

### Product Drawings

#### POWER DBL LOCK PLUG HSG 6P

English

### CAD Files

#### 3D PDF

3D

#### Customer View Model

[ENG\\_CVM\\_CVM\\_177901-1\\_S.2d\\_dxf.zip](#)

English

#### Customer View Model

[ENG\\_CVM\\_CVM\\_177901-1\\_S.3d\\_igs.zip](#)

English

#### Customer View Model

[ENG\\_CVM\\_CVM\\_177901-1\\_S.3d\\_stp.zip](#)

English

By downloading the CAD file I accept and agree to the [Terms and Conditions](#) of use.

### Datasheets & Catalog Pages

#### SOFT\_SHELL\_PIN\_AND\_SOCKET\_CONNECTORS\_CATALOG

English

### Product Specifications

#### Application Specification

English

### Product Environmental Compliance

[MD\\_177901-1\\_06062018812\\_dmtec](#)

English

[MD\\_177901-1\\_06062018812\\_dmtec](#)

English

### Instruction Sheets

#### Instruction Sheet (non U.S.)

English

[AMP POWER DOUBLELOCK CONNECTOR SERIES](#)



English

---

[Agency Approvals](#)

[CSA Certificate](#)

English