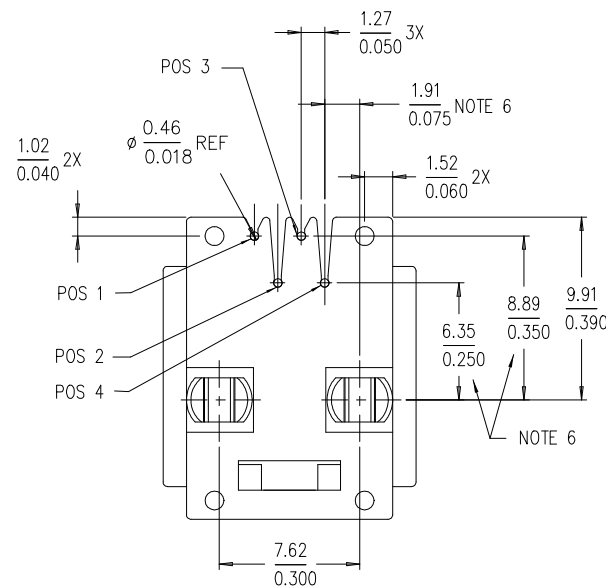


SECTION A-A

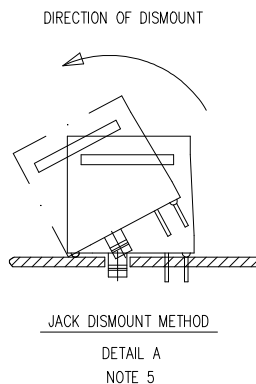
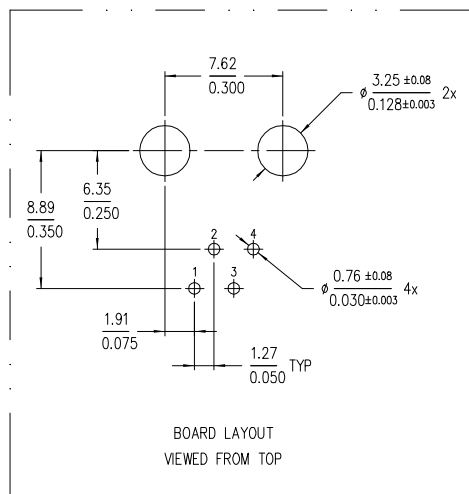


mat'l. code				surface <input checked="" type="checkbox"/> ISO 1302 <input checked="" type="checkbox"/> tolerance <input checked="" type="checkbox"/> ISO 406/ISO 1101		projection		product family	
ltr				tolerances unless otherwise specified		mm		MJ	
K	S00022	LOW	01/25/00	angles	.X±0.3	title			
L	N04-0102	YS	11/23/04	linear	.XX±0.15	4 POS VERT. SNAP PEG			
M	N08-0097	SH MIAO	09/25/08	0° ±2'	.XXX±0.05	PCB III MOD JACK ASSY			
N	N08-0170	SH MIAO	10/09/08	dr	M CHENG	7/13/01	scale 1:1		sheet 1 of 2
P	ELX-N-010673	SH MIAO	3/14/12	eng	M CHENG	7/13/01	Amphenol FCI		size
R	ELX-N-39607	DW	1/8/2021	chr	M CHENG	7/13/01	90511		A4
				appd	J HSIA	7/20/01	type Product Customer Drawing		
sheet index	revision	R							
	sheet	1~2							

PRODUCT NO.	POSITIONS LOADED	CONTACT PLATING	NOTES
90511-001 -001LF -001HLF	ALL	5u" Au + high performance lubricant	BLACK
-002 -002LF -002HLF	ALL	5u" Au + high performance lubricant	BLACK
-003 -003LF	ALL	5u" Au + high performance lubricant	GREY
-004 -004LF	ALL	5u" Au + high performance lubricant	GREY
-005 -005LF -005HLF	ALL	50u" / 1.27u GXT	BLACK

PRODUCT NO.	POSITIONS LOADED	CONTACT PLATING	REMARKS
90511-101 -101LF -101HLF	ALL	5u" Au + high performance lubricant	NOT TOOLED
-102 -102LF -102HLF	ALL	5u" Au + high performance lubricant	NOT TOOLED

LEAD FREE PRODUCT NO.  
MEETS PIP PROCESS PRODUCT NO.



NOTES :

- P/N/O WITH DASH 0XX -NORMAL WAVE SOLDERING APPLICATION.  
P/N/O WITH DASH 1XX -1R REFLOW APPLICATION (NOT TOOLED).
- PACKAGING SPEC. BUS-14-164.
- SCRATCH MARKS ACCEPTABLE ON THESE SURFACES.
- JACK IS FOR 1,57/,062 THICK PCB.
- SHOULD THE JACK NEED TO BE DISMOUNTED FROM THE PCB, PLS REMOVE JACK AS PER RECOMMENDED METHOD HEREIN. (DETAIL A) NIPPING THE LEGS OF THE PEG TOGETHER IS DISALLOWED, OTHERWISE LEG BREAKAGE MAY OCCUR.
- THESE DIMENSIONS ARE TAKEN FROM THE TOP OF THE PEG.
- THE PRODUCT MEETS EUROPEAN UNION DIRECTIVES AND OTHER COUNTRY REGULATIONS AS DESCRIBED IN GS-22-008.
- THE HOUSING WILL WITHSTAND EXPOSURE TO 260°C PEAK TEMPERATURE FOR 10 SECONDS IN A WAVE SOLDER APPLICATION WITH A 1.60mm MINIMUM THICK CIRCUIT BOARD.
- IF LF P/N PACKAGING MEETS GS-14-920 SPECIFICATION.
- EQUIVALENT THICKNESS Au AND GXT PLATING HAVE SAME FUNCTION AND THEY ARE ALTERNATIVE BY THE CUSTOEMR .

mat'l. code				surface	tolerance	projection	product family			
				ISO 1302 ✓	ISO 406/ISO 1101		MJ			
ltr	ecn	no	dr	date	tolerances unless otherwise specified	mm	title			
R					.X±0.3	← mm →	4 POS VERT. SNAP PEG			
					.XX±0.15		PCB III MOD JACK ASSY			
					0° ± 2°	scale 1:1	dwg no		sheet 2 of 2	size
					dr M CHENG 7/13/01	<b>Amphenol</b> <b>FCI</b>	90511			
					engr M CHENG 7/13/01		A4			
					chr M CHENG 7/13/01		type Product Customer Drawing			
					appd J HSIA 7/20/01					
sheet index	revision	R								
	sheet	1~2								