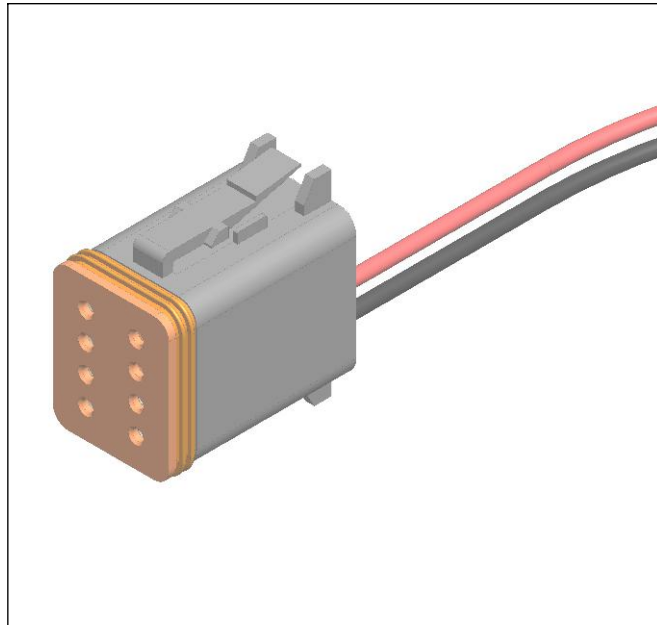


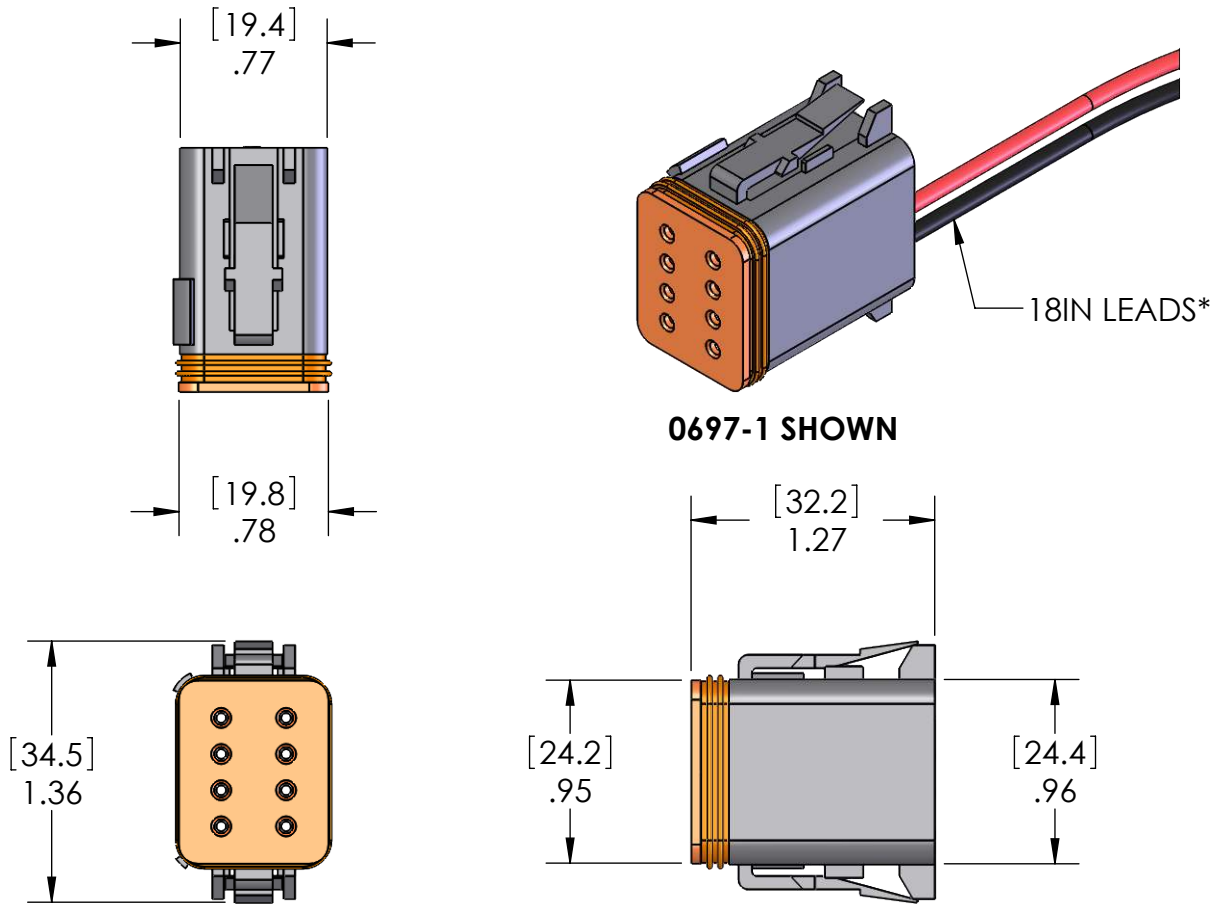
0697 DEUTSCH CONNECTOR ASSEMBLY



**FOR USE WITH GX AND MX CONTACTORS FEATURING
INTEGRATED DT08 DEUTSCH CONNECTOR**

GIGAVAC[®]
ADVANCED SWITCHING SOLUTIONS

0697 (ASSEMBLED)



<u>PART NUMBER</u>	<u>DESCRIPTION</u>
0697-1	STANDARD
0697-2	AUXILIARY
0697-5	LATCHING, LOW SIDE DRIVE WITH AUXILIARY
0697-6	LATCHING, LOW SIDE DRIVE
0697-7	LATCHING, HIGH SIDE DRIVE WITH AUXILIARY
0697-8	LATCHING, HIGH SIDE DRIVE

SEE SHEET 3 FOR PINOUT CONFIGURATIONS

MATING CONNECTOR


DEUTSCH CONNECTOR HOUSING P/N: DT06-08SA
 SOLID CONTACT SOCKET P/N: 0462-201-16141
 WEDGE LOCK P/N: W8S
 SEALING PLUG P/N: 114017

LEADS*

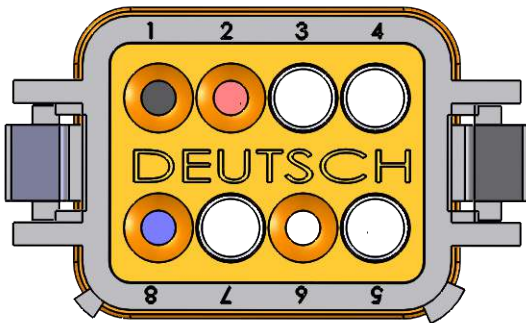
UL3239 20AWG WIRE, 18 INCHES

PINOUT CONFIGURATIONS

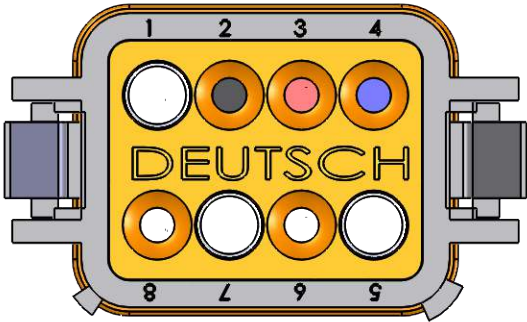
0697-1
Standard



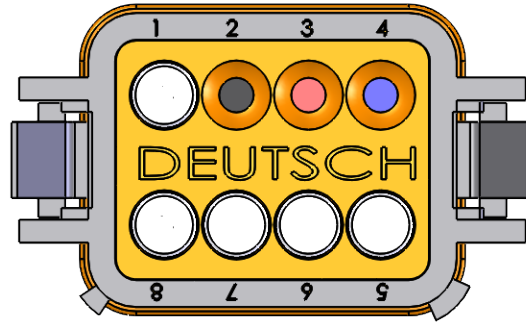
0697-2
Auxiliary



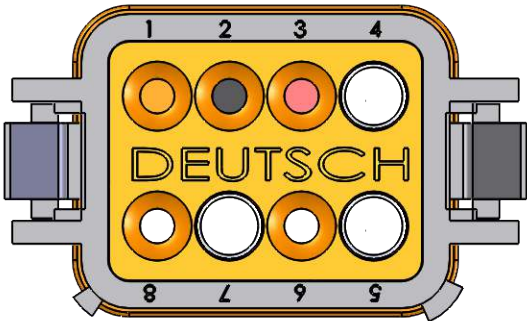
0697-5
Latching, Low Side Drive with
Auxiliary



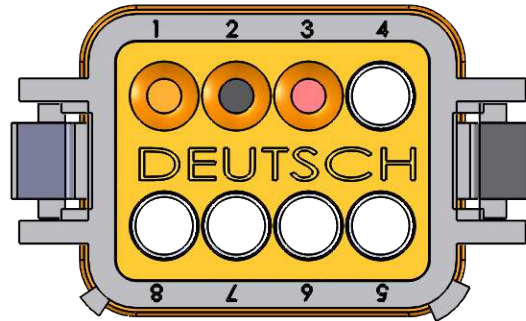
0697-6
Latching, Low Side Drive



0697-7
Latching, High Side Drive with
Auxiliary



0697-8
Latching, High Side Drive



Datasheets provided by Sensata Technologies, Inc., its subsidiaries and/or affiliates (“Sensata”) are solely intended to assist third parties (“Buyers”) who are developing systems that incorporate Sensata products (also referred to herein as “components”). Buyer understands and agrees that Buyer remains responsible for using its independent analysis, valuation, and judgment in designing Buyer’s systems and products. Sensata datasheets have been created using standard laboratory conditions and engineering practices. Sensata has not conducted any testing other than that specifically described in the published documentation for a particular datasheet. Sensata may make corrections, enhancements, improvements, and other changes to its datasheets or components without notice.

Buyers are authorized to use Sensata datasheets with the Sensata component(s) identified in each particular datasheet. HOWEVER, NO OTHER LICENSE, EXPRESS OR IMPLIED, BY ESTOPPEL OTHERWISE TO ANY OTHER SENSATA INTELLECTUAL PROPERTY RIGHT, AND NO LICENSE TO ANY THIRD PARTY TECHNOLOGY OR INTELLECTUAL PROPERTY RIGHT, IS GRANTED HEREIN. SENSATA DATASHEETS ARE PROVIDED “AS IS”. SENSATA MAKES NO WARRANTIES OR REPRESENTATIONS WITH REGARD TO THE DATASHEETS OR USE OF THE DATASHEETS, EXPRESS, IMPLIED, OR STATUTORY, INCLUDING ACCURACY OR COMPLETENESS. SENSATA DISCLAIMS ANY WARRANTY OF TITLE AND ANY IMPLIED WARRANTIES OF MERCHANTABILITY, FITNESS FOR A PARTICULAR PURPOSE, QUIET ENJOYMENT, QUIET POSSESSION, AND NON-INFRINGEMENT OF ANY THIRD PARTY INTELLECTUAL PROPERTY RIGHTS WITH REGARD TO SENSATA DATASHEETS OR USE THEREOF.

All products are sold subject to Sensata’s terms and conditions of sale supplied at www.sensata.com. SENSATA ASSUMES NO LIABILITY FOR APPLICATIONS ASSISTANCE OR THE DESIGN OF BUYERS’ PRODUCTS. BUYER ACKNOWLEDGES AND AGREES THAT IT IS SOLELY RESPONSIBLE FOR COMPLIANCE WITH ALL LEGAL, REGULATORY, AND SAFETY-ELATED REQUIREMENTS CONCERNING ITS PRODUCTS, AND ANY USE OF SENSATA COMPONENTS IN ITS APPLICATIONS, NOTWITHSTANDING ANY APPLICATIONS-RELATED INFORMATION OR SUPPORT THAT MAY BE PROVIDED BY SENSATA.

Mailing Address: Sensata Technologies, Inc., 529 Pleasant Street, Attleboro, MA 02703, USA

CONTACT US

Regional head offices:

United States of America

Sensata Technologies

Attleboro, MA

Phone: 508-236-3800

E-mail: support@sensata.com

Netherlands

Sensata Technologies Holland B.V.

Hengelo

Phone: +31 74 357 8000

E-mail: support@sensata.com

China

Sensata Technologies China Co., Ltd.

Shanghai

Phone: +8621 2306 1500

E-mail: support@sensata.com

Copyright © 2023 Sensata Technologies, Inc.