PRODUCT NO.
68171

REVISIONS			
REV	DESCRIPTION	BY	DATE
B	REVISED AND REDRAWN	[illegible]	[illegible]
C	REVISED AND REDRAWN PER ECR N05-0366	DT	12/27/05

PRODUCT NUMBER	NO. OF POSITION	A	B	C	D	E	BASE P/N	TERMINAL P/N	FINISH
68171-014/014LF	14	19.38/.763	18.38/.724	15.18/.598	16.51/.650	15.24/.600	68172-014	77102-001/001LF	ALL OVER SnPb OR Sn ③
-016/016LF	16	21.92/.863	20.92/.824	17.72/.698	19.05/.750	17.78/.700	-016	77102-001/001LF	ALL OVER SnPb OR Sn ③
-114/114LF	14	19.38/.763	18.38/.724	15.18/.598	16.51/.650	15.24/.600	-014	77102-002	SELECTIVE GOLD ④
-116/116LF	16	21.92/.863	20.92/.824	17.72/.698	19.05/.750	17.78/.700	-016	77102-002	SELECTIVE GOLD ④
-214/214LF	14	19.38/.763	18.38/.724	15.18/.598	16.51/.650	15.24/.600	-014	77102-003	SELECTIVE GOLD FLASH⑤
68171-216/216LF	16	21.92/.863	20.92/.824	17.72/.698	19.05/.750	17.78/.700	68172-016	77102-003	SELECTIVE GOLD FLASH⑤

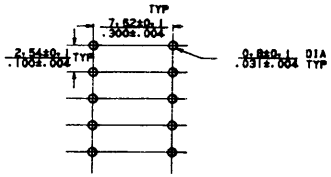

RECOMMENDED MOUNTING HOLE LAYOUT

SCALE 3 - 1

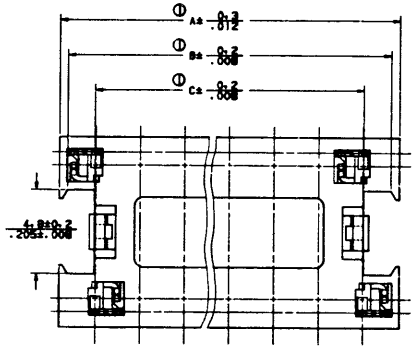

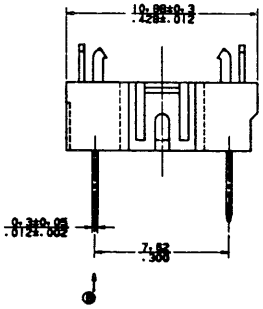

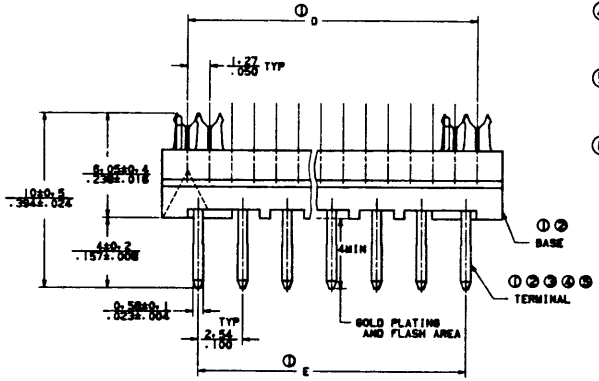

NOTES:

①. SEE TABLE.

②. MATERIAL:
BASE - POLYESTER(PET) GLASS 30% FILLED.
COLOR: BLUE.
TERMINAL - PHOSPHOR BRONZE.

③. TERMINAL FINISH: 1.27um/50u" min Ni UNDER PLATING.
P/N WITHOUT "LF" SUFFIX: ALL OVER 3.8um/150u" SnPb(93/7) PLATING;
P/N WITH "LF" SUFFIX: ALL OVER 3.8um/150u" MATTE SnPLATING;

④. FINISH:
TERMINAL - SELECTIVE GOLD PLATING 0.25μm(10μin)min.
Ni UNDER PLATING 1.27μm(50μin)min.

⑤. FINISH:
TERMINAL - SELECTIVE GOLD FLASH 0.076μm(3μin)min.
Ni UNDER PLATING 1.27μm(50μin)min.

⑥. CONTACT RETENSION FORCE:
400gf/ea. MIN AGAINST THIS DIRECTION.

7. THE P/N WITH "LF" SUFFIX IS LEAD FREE PART NUMBER;

8. THE PACKAGING FOR THE LEAD FREE P/N MEETS GS-14-920 SPECIFICATION;

9. FOR LEAD FREE P/N THE PRODUCT MEETS EUROPEAN UNION DIRECTIVES AND OTHER COUNTRY REGULATION AS DESCRIBED IN GS-22-008.

10. FOR LEAD FREE P/N, THE HOUSING WILL WITHSTAND EXPOSURE TO 260 DEGREE C FOR 10 SECONDS IN A WAVE SOLDER APPLICATION.

CUSTOMER COPY FOR REFERENCE ONLY

DO NOT SCALE DRAWING

THIRD ANGLE PROJECTION

MM / INCH

TOLERANCES UNLESS OTHERWISE NOTED: LINEAR .010 (INCH) ±0.25 (MM); RADII; ANGLES

DR M. AIKAWA 11/02/84
CK'D 11/3/84
ENGR 11/3/84
APP'D 11/5/84

MATL SEE NOTE ②
FINISH SEE NOTE ③

NEXT ASSY | USED ON
APPLICATION

BERG ELECTRONICS
E. I. DU PONT DE NEMOURS & COMPANY INCORPORATED
NEW CUMBERLAND, PA.

TITLE QUICKIE MALE DIP BASE ASSY(.300)

SCALE 5-1 | SIZE C | DWG. NO. 68171 | SHEET 1 OF 1

CAD001

NOTE: This print is the property of and embodies proprietary designs of Berg Electronics. No part of the design shown on this print may be used in any way without the written consent of Berg Electronics, New Cumberland, Pa.

Form E-101