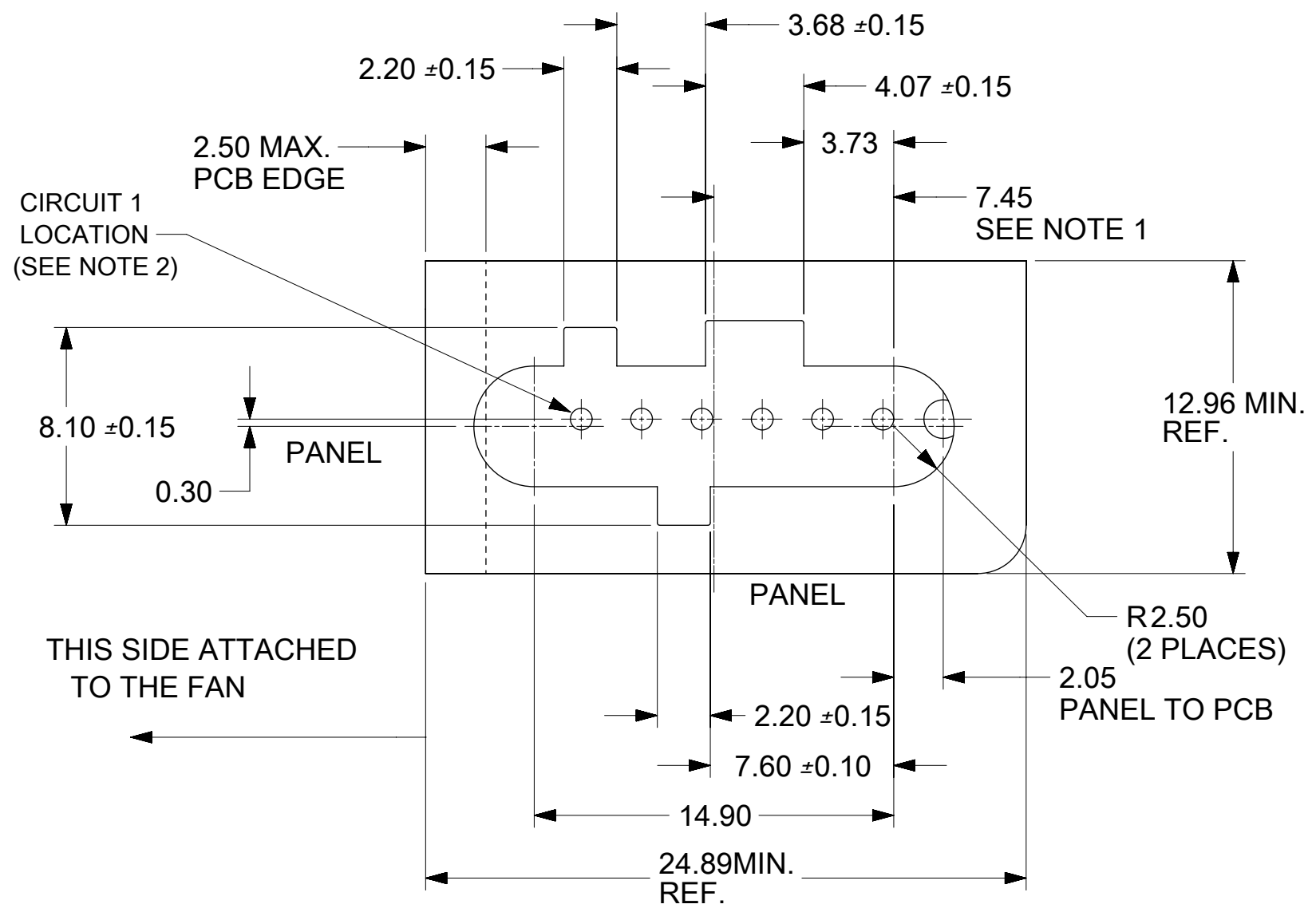


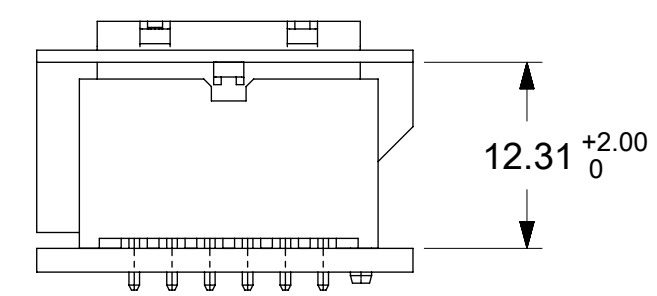
TERMINALS ARE TO BE ORIENTED AND LOADED INTO THE HOUSING AS SHOWN ABOVE

- NOTES:
1. MATERIAL: POLYESTER, UL94V-0, COLOR: BLACK.
 2. PRODUCT SPEC - PS-45579-001.
 3. USE FEMALE CRIMP TERMINAL, 08-70-1047 ONLY. (NOTE THE ORIENTATION OF TERMINALS).
 4. PART MATES WITH MOLEX HEADER SERIES 46511.
 5. PACKAGING: BULK.
 6. SEE PAGE 2 OF 2 FOR PANEL CUTOUT DIMENSIONS AND THE ALLOWED BOARD TO PANEL MISALIGNMENT.
 7. WHEN THIS PRODUCT IS USED IN A BLIND MATING APPLICATION THE SYSTEM LEVEL DESIGN MUST INCORPORATE GUIDANCE SO THE CONNECTORS ARE WITHIN THE CAPTURE ENVELOPE OF THE FLANGES ON THE HEADER OR PLUG HOUSING AND CAN THUS ALIGN THEMSELVES AS THEY COME TOGETHER. FLOAT IS ALSO REQUIRED IN THE OVERALL DESIGN, TO ALLOW THE PCB RECEPTACLE OR IT'S MATE TO MOVE INTO A STRESS-FREE POSITION AFTER MATING.
 8. THIS PART CONFORMS TO CLASS B REQUIREMENTS OF COSMETIC SPEC PS-45499-002
 9. USE TOOL NUMBER 63813-1400 TO REMOVE TERMINAL FROM HOUSING WHEN NECESSARY. CAUTION: TERMINALS MUST NOT BE REUSED AFTER REMOVAL.

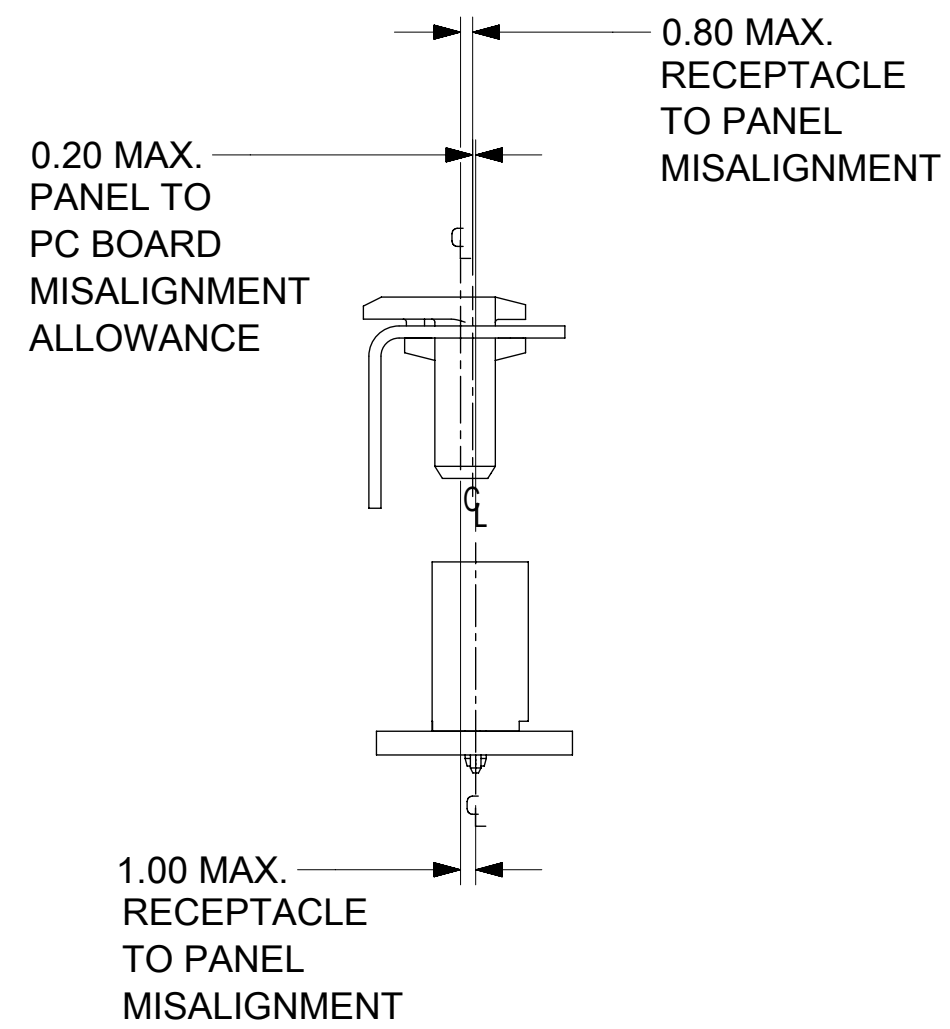
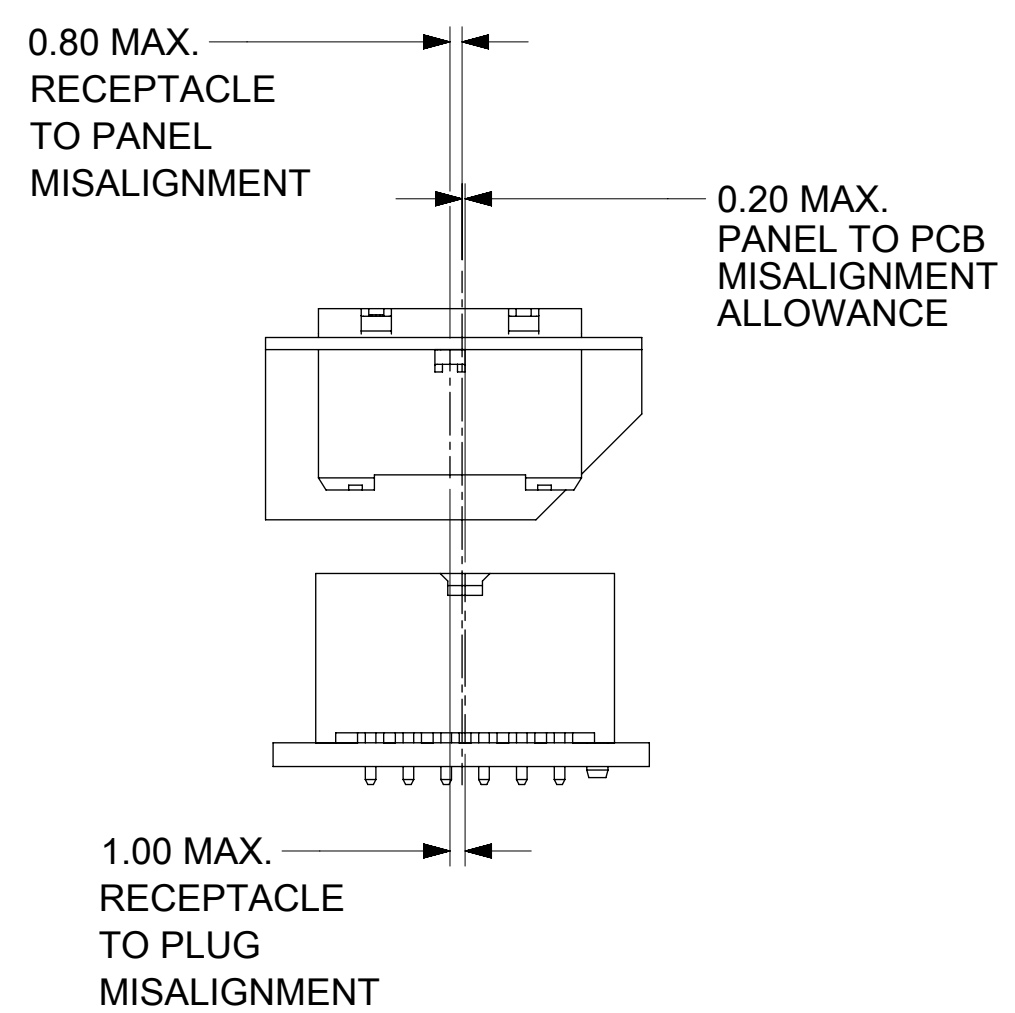
THIS DRAWING CONTAINS INFORMATION THAT IS PROPRIETARY TO MOLEX ELECTRONIC TECHNOLOGIES, LLC AND SHOULD NOT BE USED WITHOUT WRITTEN PERMISSION											
DIMENSION UNITS		SCALE		CURRENT REV DESC:						molex	
MM		4:1									
GENERAL TOLERANCES (UNLESS SPECIFIED)				EC NO: 625546						RECEPTACLE HOUSING SINGLE ROW SPOX BMI 6CKT	
		MM	INCH	DRWN: RLALSANGI 2017/07/03							
4 PLACES		±	±	CHK'D: ISHWARG 2019/10/18							
3 PLACES		±	±	APPR: ISHWARG 2019/10/18						PRODUCT CUSTOMER DRAWING	
2 PLACES		±	0.13	INITIAL REVISION:						DOCUMENT NUMBER	
1 PLACE		±	0.25	DRWN: DROSCA 2007/04/19						SD-46528-001	
0 PLACES		±	±	APPR: JCOMERCI 2007/04/19						DOC TYPE DOC PART REVISION	
ANGULAR TOL		± 0.5 °		THIRD ANGLE PROJECTION		DRAWING		SERIES		MATERIAL NUMBER	
DRAFT WHERE APPLICABLE MUST REMAIN WITHIN DIMENSIONS				C-SIZE		46528		CUSTOMER		SHEET NUMBER	
								46528-0001		1 OF 2	
								IBM			



PANEL CUTOUT - WIRE ENTRY VIEW
PANEL THICKNESS 0.80+/-0.15mm



PANEL TO PCB BOARD STACK HEIGHT



NOTES:

1. USE THIS DIMENSION TO ESTABLISH CENTERLINE OF THE PANEL CUTOUT
2. CIRCUIT 1 IS THE FIRST-MAKE LAST BREAK CIRCUIT

THIS DRAWING CONTAINS INFORMATION THAT IS PROPRIETARY TO MOLEX ELECTRONIC TECHNOLOGIES, LLC AND SHOULD NOT BE USED WITHOUT WRITTEN PERMISSION

DIMENSION UNITS		SCALE		CURRENT REV DESC:				molex				
MM		2:1										
GENERAL TOLERANCES (UNLESS SPECIFIED)				EC NO: 625546				RECEPTACLE HOUSING SINGLE ROW SPOX BMI 6CKT				
		MM	INCH	DRWN: RLALSANGI		2017/07/03						
4 PLACES		±	±	CHK'D: ISHWARG		2019/10/18						
3 PLACES		±	±	APPR: ISHWARG		2019/10/18		PRODUCT CUSTOMER DRAWING				
2 PLACES		±	0.13	INITIAL REVISION:				DOCUMENT NUMBER		DOC TYPE	DOC PART	REVISION
1 PLACE		±	0.25	DRWN: DROSCA		2007/04/19		SD-46528-001		PSD	001	B
0 PLACES		±		APPR: JCOMERCI		2007/04/19		MATERIAL NUMBER		CUSTOMER		SHEET NUMBER
ANGULAR TOL		±	0.5 °	THIRD ANGLE PROJECTION		DRAWING		46528-0001		IBM		2 OF 2
DRAFT WHERE APPLICABLE MUST REMAIN WITHIN DIMENSIONS				C-SIZE		SERIES 46528						