

Features

- Low Loss
- High Rejection
- Excellent Return Loss

Description

Surface mount, silver (Ag) coated neodymium ceramic filter. Developed for use in 880 MHz infrastructure applications.

Weight: 7.04 grams typical

Material: Filter is composed of a ceramic block plated with Ag.

Filter complies with RoHS standards.



Electrical Specifications

Parameter	Frequency MHz	Typical @ 25°C	Specification @ 25°C	Spec over -40°C to +85°C
Passband Iloss	849 - 914	0.8	-2.8	-3.0
Passband Ripple	849 - 914	0.2	1.9	2.0
Passband Return Loss @ Port 1	849 - 914	-14.0	-10.0	-10.0
Passband Return Loss @ Port 2	849 - 914	-14.0	-10.0	-10.0
Passband Phase Variation	849 - 914	+/- 4°	+/- 8°	+/- 8°
Attenuation	0.1 - 230	-50.0	-25.0	-25.0
	230 - 700	-25.0	-15.0	-15.0
	1090 - 1350	-53.0	-50.0	-50.0
	1679 - 1740	-28.0	-25.0	-25.0
Power into any port		1 Watt max		

Note: Supplier shall test each filter to the critical electrical specifications of the above table. Any subsequent audits may deviate from in value due to measurement repeatability among different test systems. Such deviations shall not exceed the following limits:

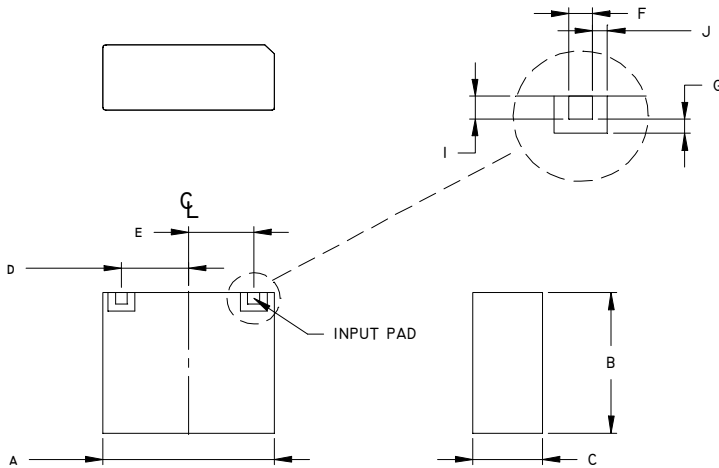
Specification Allowance	
Insertion Loss	0.1 dB
Return Loss	1.0 dB
Stopbands	1.0 dB

*This product is covered by one or more of the following U.S. and foreign patents including: US 4,692,726;US 4,742,562; US 4,800,348;US 4,829,274;US 5,146,193;EP 0573597;DE 0573597;FR 0573597;JP 508149/92;KR 142171;US 5,162,760;US 5,218,329;US 5,250,916;US 5,327,109;US 5,488,335;CA 2114029;FR 9306297;GB 2273393;JP 3205337;KR 115113;CN 93106228.4;US 5,512,866;EP 0706719;DE 0706719;FR 0706719;GB 0706719;CN 95190359.4;US 5,602,518;US 5,721,520;US 5,745,018;EP 0910875;DE 0910875;DK 0910875;FR 0910875;GB 0910875;IE 0910875;JP 505182/98;KR 10-323013;US 5,994,978;US 6,462,629;CN 00810420.4;US 6,559,735;US 6,650,202;US 6,834,429. Other US and foreign patents pending.

CTS Corporation 2006 reserves all copyrights in the layout, design and configuration of the patterns on this product.

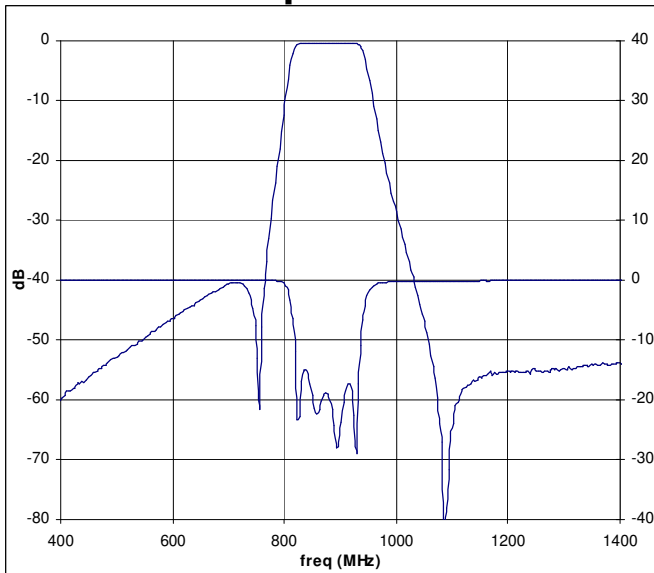
Mechanical Drawing

Rev 2 – Origin Date: January 27, 2007 – Revision Date: March 28, 2007

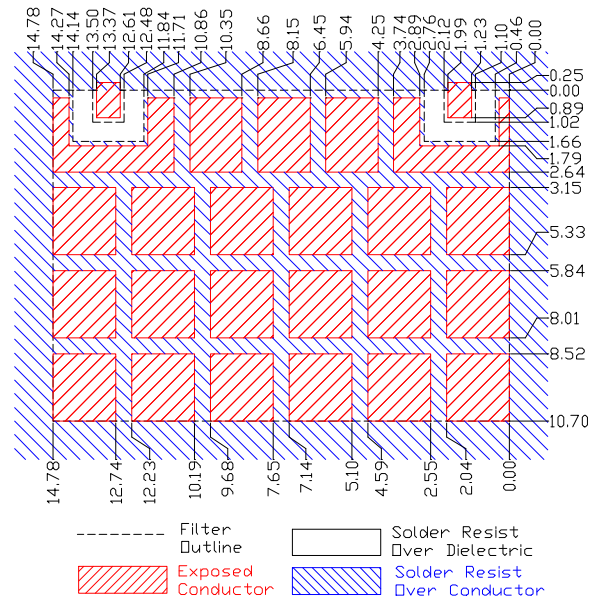


Dim	Nominal (mm)	Tolerance (mm) +/- or max	Critical Parameters Noted by X
A	14.78	Max.	X
B	10.7	Max.	X
C	6.0	Max.	X
D	5.78	0.13	X
E	5.60	0.13	X
F	1.02	0.13	X
G	0.64	0.13	X
I	1.02	0.13	X
J	0.64	0.13	X

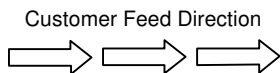
Electrical response



PCB Layout

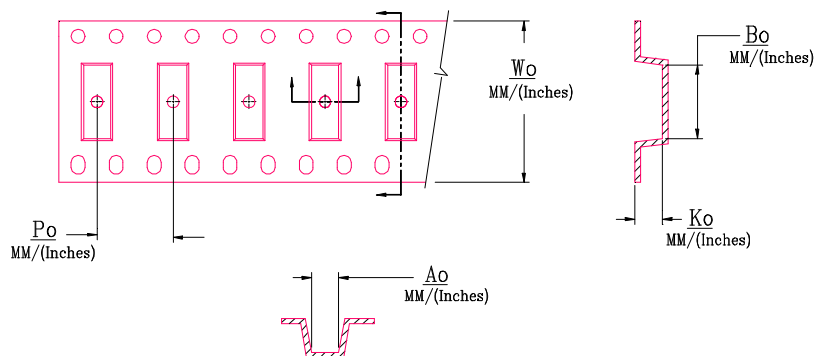


Packaging and Marking



DIMENSION	UNITS	SPECIFICATION
REEL DIAMETER	mm	330
REEL WEIGHT	kg	2.3
REEL QUANTITY	ea.	250

CTS
512
YWW



W_o	A_o	B_o	K_o	P_o
Inches/mm	Inches/mm	Inches/mm	Inches/mm	Inches/mm
0.945"/24	0.594"/15.08	0.433"/11.0	0.248"/6.30	0.787"/20.0