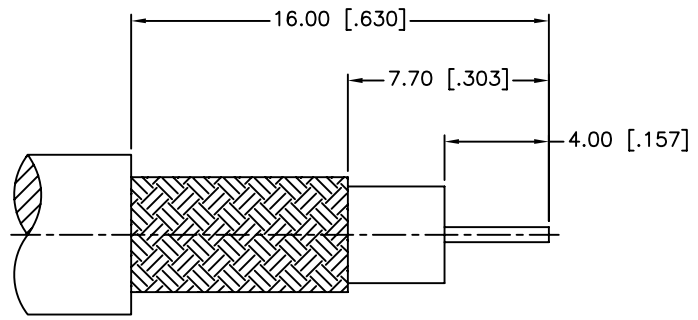
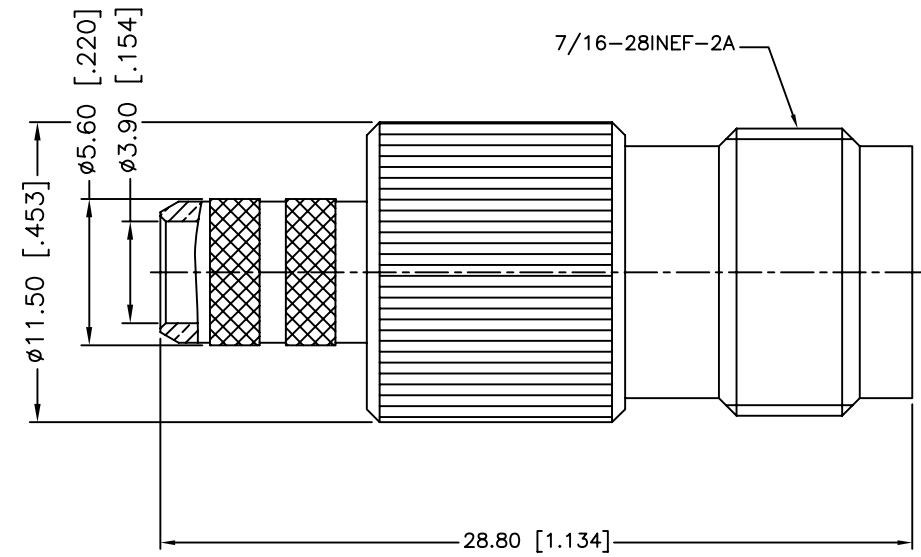
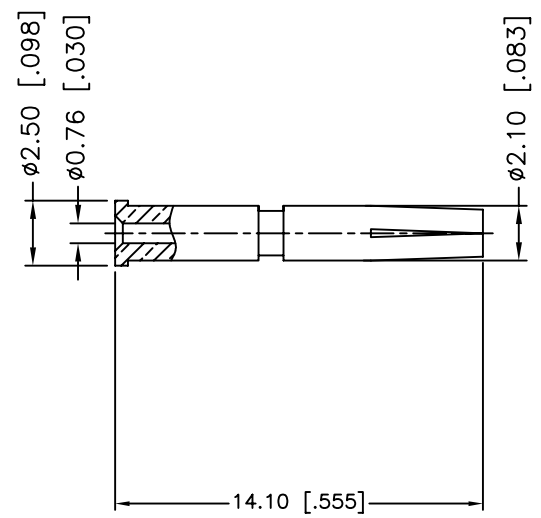
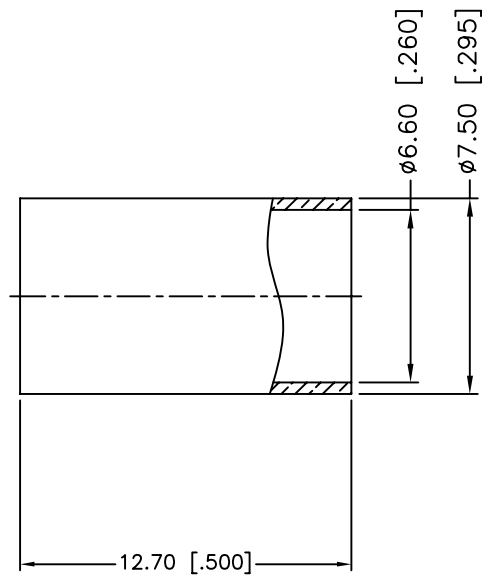


REV.	DATE	ECR NO.	DESCRIPTION
NC	06/23/10	XXXXXX	INITIAL RELEASE



RECOMMENDED
CABLE STRIPPING DIM'S



1. CRIMPED FERRULE
HEX CRIMP SIZE .255"
2. CRIMPED CONTACT PIN
HEX CRIMP SIZE .068"

5	FERRULE	BRASS	NICKEL	1
4	CONTACT PIN	PHOSPHOR BRONZE	GOLD	1
3	INSULATOR	DELRIIN	NATURAL	1
2	BODY	BRASS	NICKEL	1
1	HOUSING	BRASS	NICKEL	1
	DESCRIPTION	MATERIAL	FINISH	QTY

UNLESS OTHERWISE SPECIFIED DIMENSIONS ARE IN MILLIMETERS. DIMENSIONS IN [] ARE IN INCHES AND FOR CUSTOMER REFERENCE ONLY.

UNLESS OTHERWISE SPECIFIED TOLERANCES FOR MILLIMETERS ARE:
0.5 - 8mm ± 0.20mm
8 - 30mm ± 0.40mm
30 - 120mm ± 0.50mm

UNLESS OTHERWISE SPECIFIED TOLERANCES FOR INCHES ARE:
.020 - .315 = ± 0.007"
.315 - 1.180 = ± 0.015"
1.180 - 4.724 = ± 0.020"

DO NOT SCALE DRAWING

APPROVALS	DATE
DRAWN M.ZHANG	06/23/10
CHECKED	
ISSUED	
SHEET 1 OF 1	
CAD FILE	C:/CONNEX/122125.DWG

Amphenol Connex

PART DESCRIPTION
**TNC CRIMP JACK - 75 OHM
(FOR RG-59/U CABLE)**

PART NO.
122125

DWG. NO. 122125.DWG	REV. NC	SIZE A	SCALE NA
---------------------	---------	--------	----------