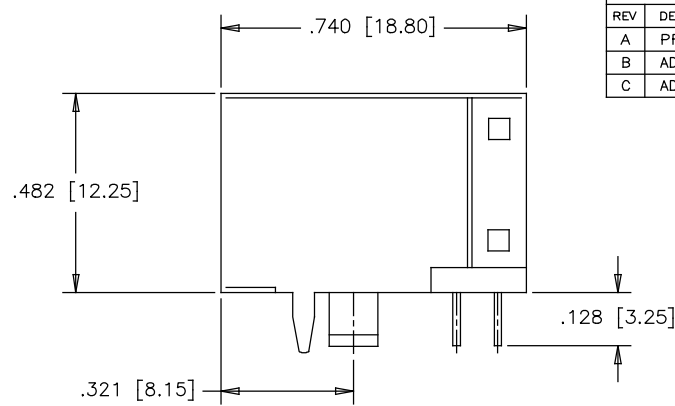
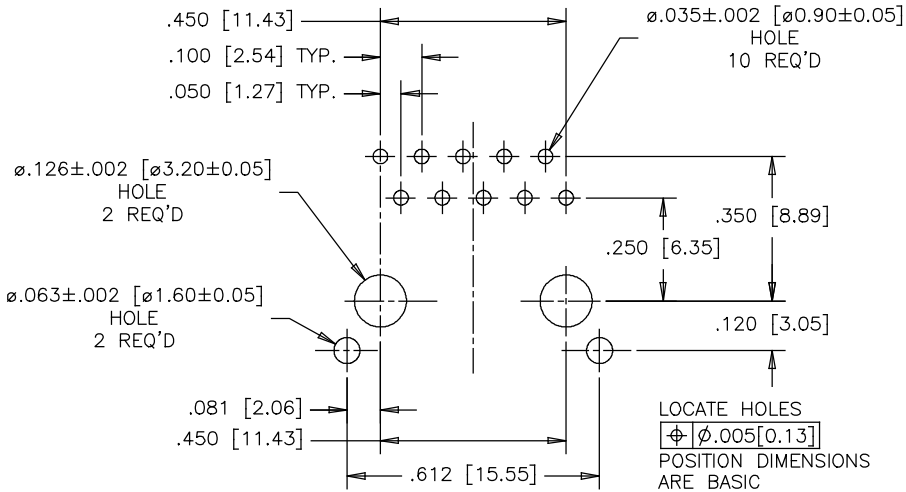


FRONT VIEW

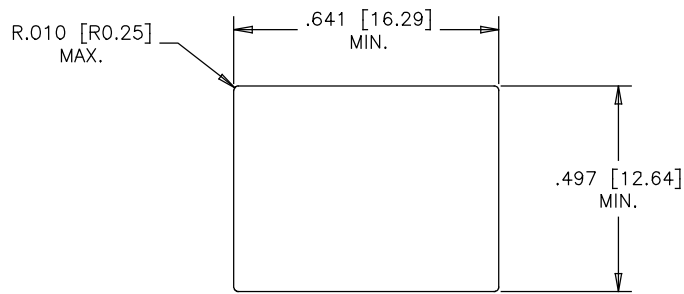


SIDE VIEW

REVISIONS			
REV	DESCRIPTION, ECN, EAR NO.	DATE	APP'D
A	PROPOSAL	JUL30/12	L.CHAN
B	ADD TOLERANCE FOR MEASUREMENTS	SEP10/12	L.CHAN
C	ADD SOLDER PROFILE NOTE	SEP26/12	L.CHAN



RECOMMENDED P.C.B. LAYOUT
(COMPONENT SIDE OF BOARD)



RECOMMENDED PANEL CUTOUT

NOTE:

HOUSING AND INSERT: HIGH TEMP. THERMOPLASTIC, FLAMMABILITY UL94V-0, COLOUR: BLACK

CONTACTS: PHOSPHOR BRONZE.
GOLD PLATING: REFER TO AMPHENOL PART NUMBER SYSTEM FOR PLATING OPTIONS.
50 u" [1.27 MICRONS] MIN. NICKEL UNDERPLATE
100 u" [2.54 MICRONS] MIN. MATTE TIN OR GOLD FLASH ON CONTACT TAILS.

SHIELD: COPPER ALLOY
PLATING: NICKEL OVER COPPER UNDERPLATED.

RECOMMENDED SOLDERING TEMPERATURE:
REFLOW SOLDERING AT 260°C FOR 6-8 SEC MAX.
IPC/JEDEC J-STD-020D SOLDER REFLOW PROFILE APPLY TO THE PART.

UNLESS OTHERWISE SPECIFIED DIMENSIONS TOLERANCES ARE: $\pm 0.015 [0.38]$

AMPHENOL PART NUMBER: RJE05-1AA-1X10H

GOLD PLATING

- 1 = 6 uINCH
- 2 = 15 uINCH
- 3 = 30 uINCH
- 4 = 50 uINCH

UNLESS SPECIFIED OTHERWISE	DRAWN G.HSIA	JUL30/12	Amphenol Canada Corp. www.amphenolcanada.com
PRIMARY UNITS INCHES	CHECKED L.CHAN	JUL30/12	
SECONDARY MILLIMETERS	M.E. APP'D		RJE05 SERIES MODULAR JACK, 10 POSITION, 10 CONTACTS, SHIELDED -RoHS COPLIANT
REFERENCE IN PARENTHESES	Q.A. APP'D		
	DWG APP'D		DWG NO. P-RJE05-1AA-1X10H
	ENG. REL. NO.		
	REF.		REV C
	THIRD ANGLE PROJECTION	DO NOT SCALE DRAWING	
THIS DOCUMENT CONTAINS PROPRIETARY INFORMATION AND SUCH INFORMATION MAY NOT BE DISCLOSED TO OTHERS FOR ANY PURPOSE OR USED FOR MANUFACTURING PURPOSES WITHOUT WRITTEN PERMISSION FROM AMPHENOL CANADA CORP.			CODE ID NO. 03554 DWG SIZE SCALE SHEET 1 OF 1