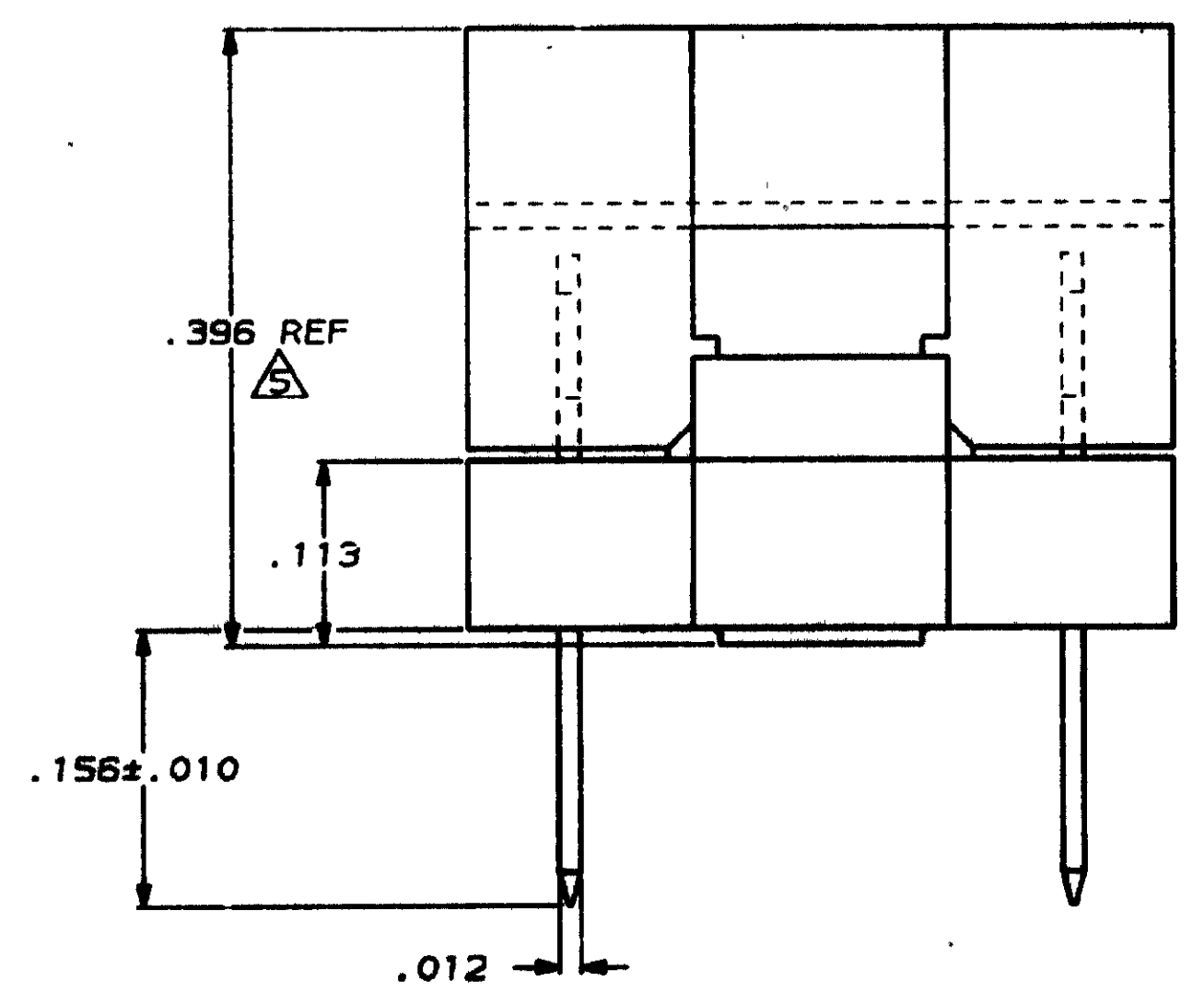
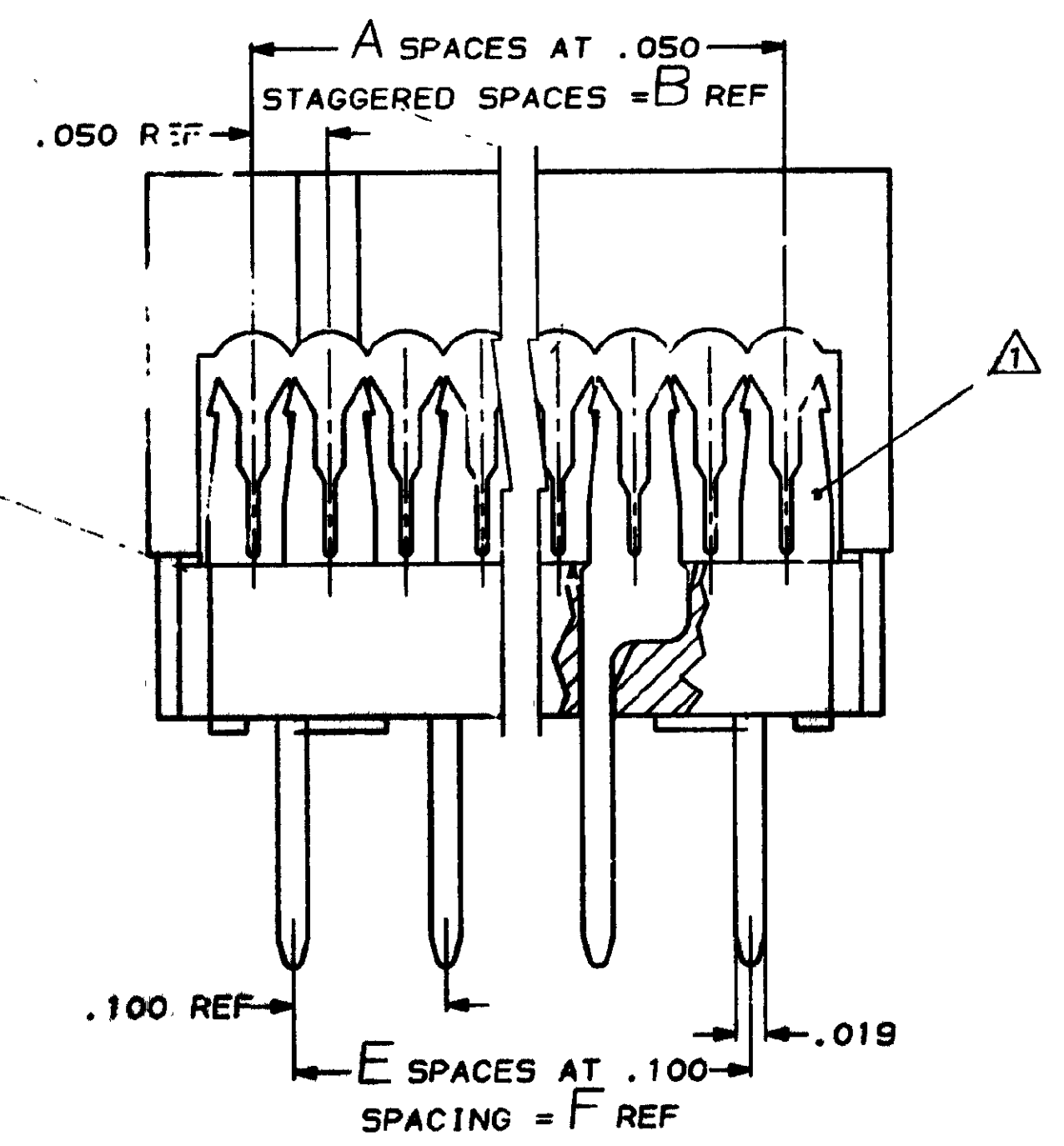
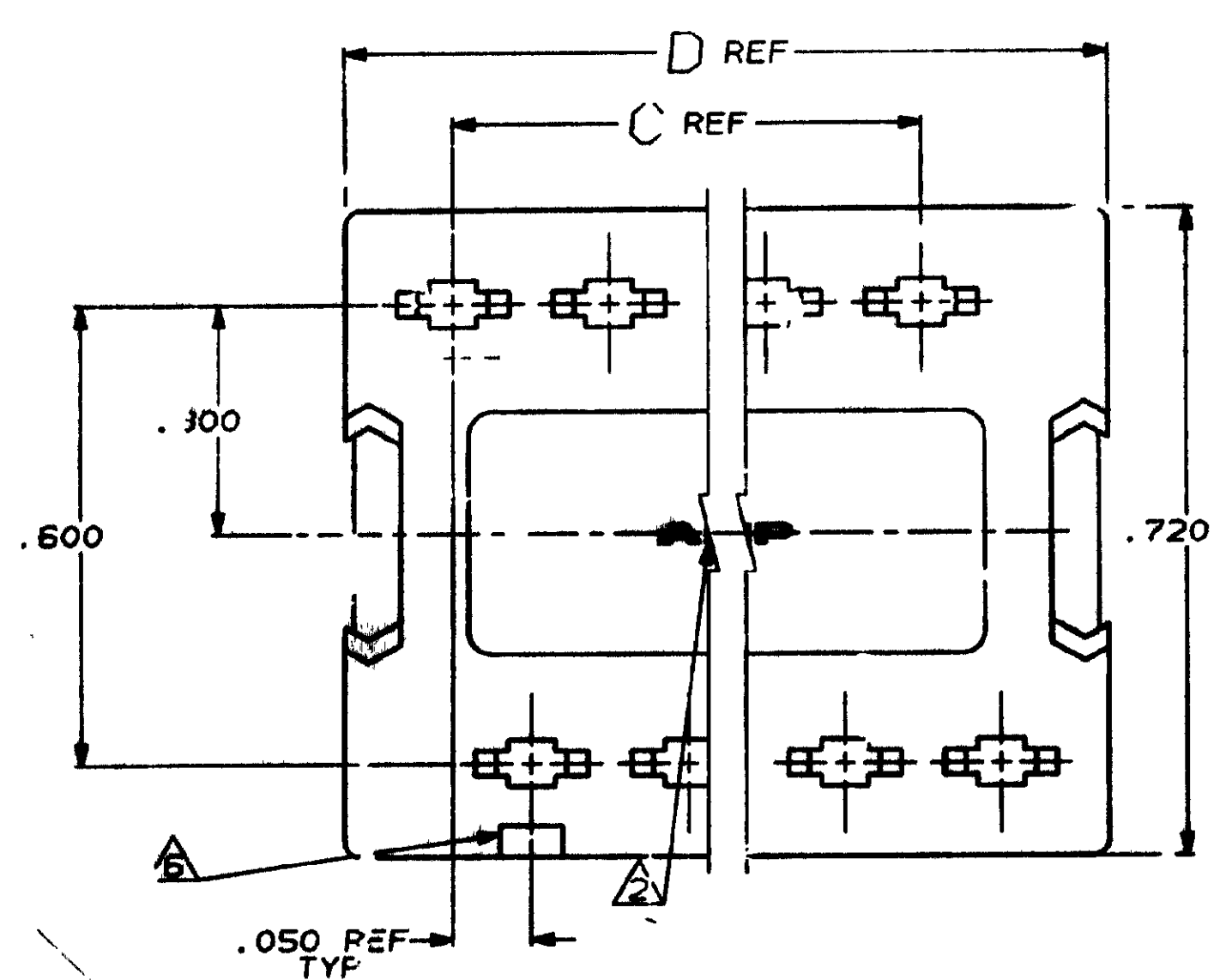
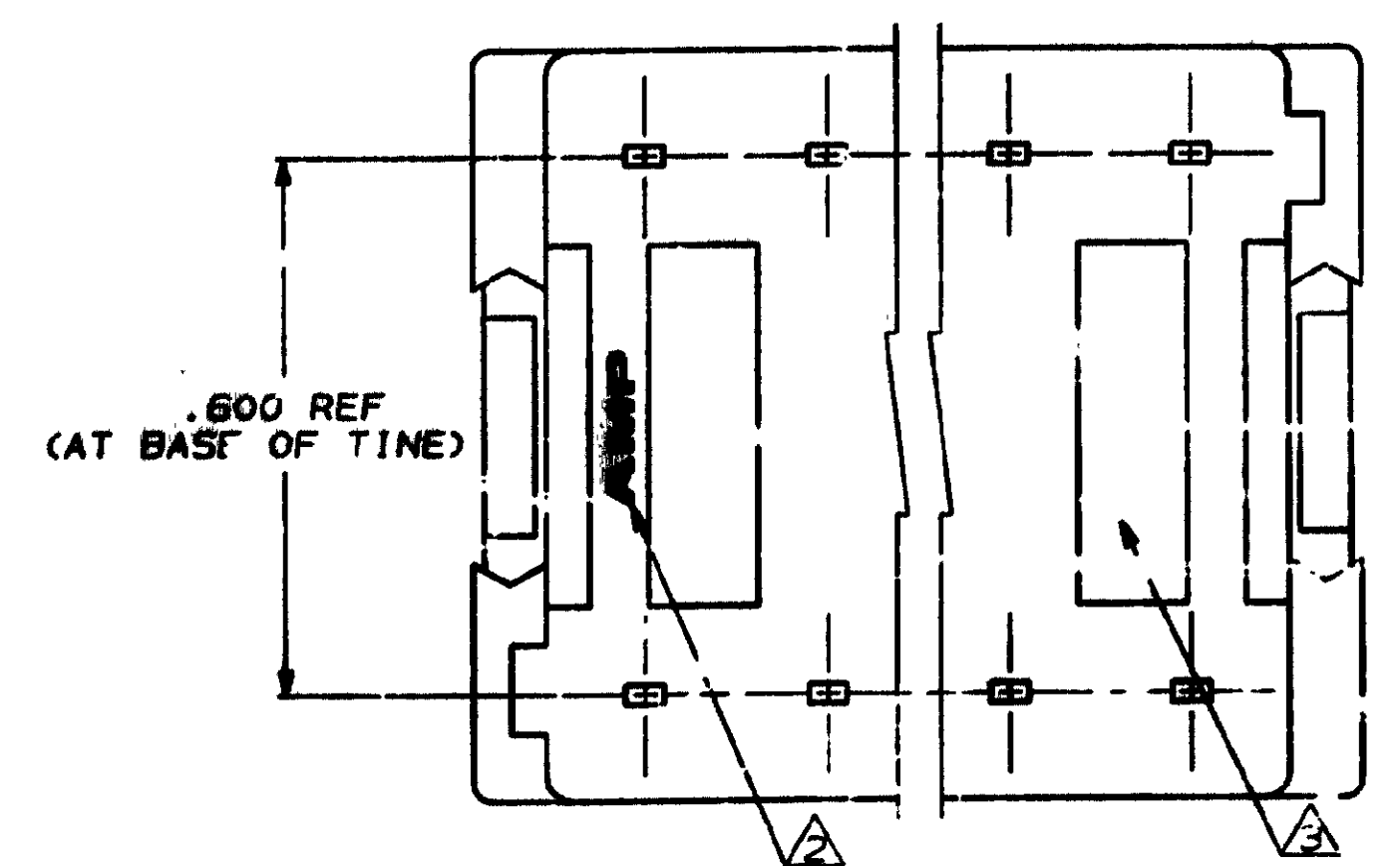
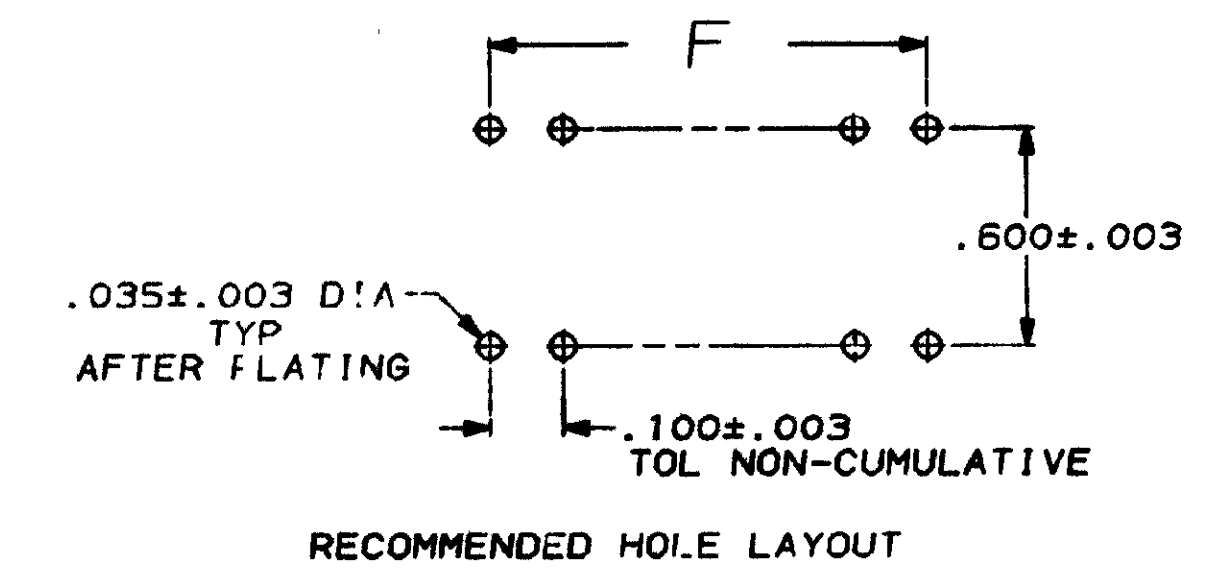


DRAWING MADE IN THIRD ANGLE PROJECTION
 THIS DRAWING IS UNPUBLISHED. RELEASED FOR PUBLICATION
 © COPYRIGHT 19 BY AMP INCORPORATED, HARRISBURG, PA. ALL INTERNATIONAL RIGHTS RESERVED. AMP PRODUCTS MAY BE COVERED BY U.S. AND FOREIGN PATENTS AND/OR PATENTS PENDING.

LOC	DIST	REV	ZONE	LTR	DESCRIPTION	DATE	APPD
AR	39				B REV PER ECN 1125		
					C REV PER ECN 1297	1-30-67	JP SW
					C1 REVISED ECN-CF-1577	3-24-68	
					D REVSD/ECN CF-1706	07/68	BN



- △ CONTACTS DESIGNED FOR 28 AWG STRANDED OR 26, 28, & 30 AWG SOLID WIRE.
- △ AMP TRADEMARK LOCATED IN APPROX AREA SHOWN.
- △ STANDOFFS, POSITION 24 (4) STANDOFFS, (2) EQUALLY SPACED BETWEEN (2) SHOWN
 POSITION 28 (5) STANDOFFS, (3) EQUALLY SPACED BETWEEN (2) SHOWN
 POSITION 40 (6) STANDOFFS, (4) EQUALLY SPACED BETWEEN (2) SHOWN
- △ PLATED WITH .000100 - .000200 BRIGHT TIN LEAD OVER .000050 NICKEL.
- △ HEIGHT AFTER TERMINATION IS .253 REF.
- △ INDICATES NO 1 POSITION.



1.900	19	2.088	1.900	1.950	39	40	746616-3
1.300	13	1.488	1.300	1.350	27	28	746616-2
1.100	11	1.288	1.100	1.150	23	24	746616-1
	F	E	D	C	B	A	NO OF POSN PART NO

UNLESS OTHERWISE SPECIFIED DIMENSIONS ARE IN INCHES TOLERANCES ON:	DR	J. PEACHEY	6-17-86	AMP INCORPORATED Harrisburg, Pa. 17105			
	CHK	W.E. ZELKO	6-16-86				
2 PL DEC ± .005 3 PL DEC ± .005 ANGLES ± .5	APPD	M. GULLY	6-16-86	NAME KIT, AMP-LATCH™ DIP PLUG, PREASSEMBLED 100 X .600 CENTERS, FULL TIN PLATED CONTACTS			
MATERIAL MOLDED PARTS: 64v-0 RATED THERMOPLASTIC, COLOR: BLACK CONTACTS: PHOS BRONZE	PRODUCT SPEC	D. HOFFMAN	6-20-86				
FINISH	APPLICATION SPEC			SIZE	FSC# NO	DRAWING NO	
CONTACTS: △	114-40005			D	00779	746616	
	WEIGHT			SCALE	NTS	SHEET	- OF -