

## Device connector, front mounting - RF-12P2S8AWB00 - 1607822

Please be informed that the data shown in this PDF Document is generated from our Online Catalog. Please find the complete data in the user's documentation. Our General Terms of Use for Downloads are valid (<http://download.phoenixcontact.com>)



Device connector, front mounting, straight, Screw locking, M23, Number of positions: 12, Type of contact: Male connector, Crimp connection, Axial O-ring, 4xØ3,2, Shielded: Yes

The figure shows the product version with standard contact chamber numbering



### Key commercial data

Packing unit	1 pc
Weight per Piece (excluding packing)	3.4 GRM
Custom tariff number	85366990
Country of origin	Germany

### Technical data

#### General

Note	Order information Order crimp contacts Ø 1 mm separately
Type of locking	Screw locking
Direction of rotation of contact chamber numbering	Counter direction
Coding	S
Contact connection method	Crimp connection
Type of contacts	Male connector
Number of positions	12
Contact diameter of power contacts	1 mm
Nominal current per power contact at 25°C	8 A
Mounting type	4xØ3,2

#### Ambient conditions

Ambient temperature	-20 °C ... 125 °C
Degree of protection	IP67

## Device connector, front mounting - RF-12P2S8AWB00 - 1607822

### Technical data

#### Material

Housing material	Turned parts: copper zinc alloy (CuZn), die-cast parts: zinc (GD-Zn)
Insulator material	PA 66
Gasket and O-ring material	FPM

#### Specifications according to DIN EN 61984:2001

Installation height max.	2000 m
Nominal / operating voltage of power contacts	150 V
Rated surge voltage of power contacts	2.5 kV
Surge voltage category of power contacts	III
Pollution degree of power contacts	3
Surge voltage category of signal contacts	III
Pollution degree of signal contacts	3

### Classifications

#### eCl@ss

eCl@ss 4.0	272607xx
eCl@ss 4.1	27260701
eCl@ss 5.0	27260701
eCl@ss 5.1	27260701
eCl@ss 6.0	27260708
eCl@ss 7.0	27440312
eCl@ss 8.0	27440312

#### ETIM

ETIM 3.0	EC001121
ETIM 4.0	EC001121
ETIM 5.0	EC002635

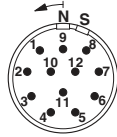
#### UNSPSC

UNSPSC 6.01	43172015
UNSPSC 7.0901	43201404
UNSPSC 11	43172015
UNSPSC 12.01	43201404
UNSPSC 13.2	43201404

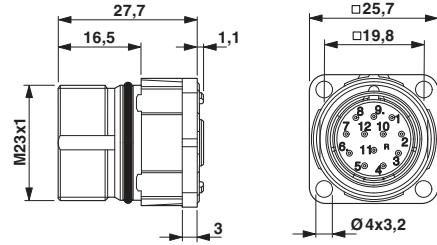
### Drawings

# Device connector, front mounting - RF-12P2S8AWB00 - 1607822

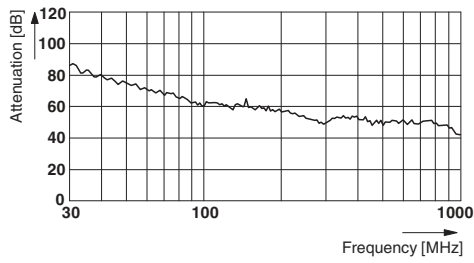
Schematic diagram



Dimensioned drawing



Diagram



Dimensioned drawing

