

644590-1 ✓ ACTIVE

MTA 156


TE Internal #: 644590-1

Rectangular Power Connectors, Header, Plug, Wire-to-Board, 8 Position, 3 mm [.118 in] Centerline, Printed Circuit Board, UL 94V-0, MTA 156

[View on TE.com >](#)



Connectors > Power Connectors > Rectangular Power > Rectangular Power Connectors



Rectangular Power Connector Type: **Header**

Connector & Housing Type: **Plug**

Connector System: **Wire-to-Board**

Number of Positions: **8**

Centerline (Pitch): **3 mm [.118 in]**

Features

Product Type Features

Header Type	Fully Shrouded
Rectangular Power Connector Type	Header
Connector & Housing Type	Plug
Connector System	Wire-to-Board
Sealable	No
Connector & Contact Terminates To	Printed Circuit Board

Configuration Features

Number of Positions	8
PCB Mount Orientation	Right Angle
Number of Power Positions	8
Number of Rows	2

Electrical Characteristics

Operating Voltage	600 VAC
-------------------	---------

Contact Features



Mating Post Length	7.11 mm[.28 in]
PCB Contact Termination Area Plating Material Thickness	3.81 – 8.89 µm[150 – 350 µin]
Contact Layout	Inline
Contact Mating Area Plating Material	Tin
Contact Mating Area Plating Material Finish	Matte
Contact Underplating Material	Nickel
Contact Base Material	Copper Alloy
Contact Current Rating (Max)	9 A
Contact Retention Within Housing	Without
Contact Type	Pin
PCB Contact Termination Area Plating Material	Tin
Contact Mating Area Plating Material Thickness	150 – 350 µm[3.81 – 8.89 µin]

Termination Features

Termination Post & Tail Length	3.81 mm[.15 in]
Termination Method to Printed Circuit Board	Through Hole - Solder

Mechanical Attachment

Strain Relief	Without
Mating Retention	Without
Mating Alignment	Without
PCB Mount Alignment	Without
Panel Mount Feature	Without
PCB Mount Retention	Without
Connector Mounting Type	Board Mount

Housing Features

Centerline (Pitch)	3 mm[.118 in]
Housing Color	Natural
Housing Material	Polyester - GF

Dimensions

Product Length	23.88 mm[.94 in]
Row-to-Row Spacing	1.35 mm[.053 in]

Usage Conditions

Operating Temperature Range	-55 – 105 °C[-67 – 221 °F]
-----------------------------	----------------------------



Operation/Application

Circuit Application	Power
---------------------	-------

Industry Standards

CSA Rating	Certified, LR 7189
UL Rating	Recognized
Agency/Standard	CSA, UL
Approved Standards	UL E28476
UL Flammability Rating	UL 94V-0
Glow Wire Rating	Standard Part - Not Glow Wire

Packaging Features

Packaging Quantity	100
Packaging Method	Box & Tray, Tray

Product Compliance

[For compliance documentation, visit the product page on TE.com>](#)

EU RoHS Directive 2011/65/EU	Compliant
EU ELV Directive 2000/53/EC	Compliant
China RoHS 2 Directive MIIT Order No 32, 2016	No Restricted Materials Above Threshold
EU REACH Regulation (EC) No. 1907/2006	Current ECHA Candidate List: JUNE 2023 (235) Candidate List Declared Against: JAN 2023 (233) Does not contain REACH SVHC
Halogen Content	Not Low Halogen - contains Br or Cl > 900 ppm.
Solder Process Capability	Wave solder capable to 240°C

Product Compliance Disclaimer

This information is provided based on reasonable inquiry of our suppliers and represents our current actual knowledge based on the information they provided. This information is subject to change. The part numbers that TE has identified as EU RoHS compliant have a maximum concentration of 0.1% by weight in homogenous materials for lead, hexavalent chromium, mercury, PBB, PBDE, DBP, BBP, DEHP, DIBP, and 0.01% for cadmium, or qualify for an exemption to these limits as defined in the Annexes of Directive 2011/65/EU (RoHS2). Finished electrical and electronic equipment products will be CE marked as required by Directive 2011/65/EU. Components may not be CE marked. Additionally, the part numbers that TE has identified as EU ELV compliant have a maximum concentration of 0.1% by weight in homogenous materials for lead, hexavalent chromium, and mercury, and 0.01% for cadmium, or qualify for an exemption to these limits as defined in the Annexes of Directive 2000/53/EC (ELV). Regarding the REACH Regulation, the information TE provides on SVHC in articles for this part number is based on the latest European Chemicals Agency (ECHA) 'Guidance on requirements for substances in articles' posted at this URL: <https://echa.europa.eu/guidance-documents/guidance-on-reach>

Compatible Parts



TE Part # CAT-103156-WBHSM
Receptacle Housing: Wire-to-Board, with Mating Alignment, SL156



TE Part # 640383-7
07P MTA156 HDR ASSY STR SQ SN



TE Part # 643067-8
08P MTA156 MOLDED COVER



TE Part # 640383-8
08P MTA156 HDR ASSY STR SQ SN



TE Part # 644968-4
08P MTA156 HDR ASSY OMIT#5,7



TE Part # 640383-3
03P MTA156 HDR ASSY STR SQ SN



TE Part # 640383-4
04P MTA156 HDR ASSY STR SQ SN



TE Part # 640383-9
09P MTA156 HDR ASSY STR SQ SN



TE Part # 640551-8
08P MTA156 COVER



TE Part # 640385-8
08P MTA156 HDR ASSY SQ R/A



TE Part # 643071-8
08P MTA156 FD-THRU COVER



TE Part # 3-644754-8
08P MTA156 HDR ASSY SQ R/A F/L



TE Part # 640643-8
08P MTA156 COVER F/T




TE Part # 2-647125-4
04P MTA156 SHRD HDR ASSY LF




TE Part # 3-647180-8
08P MTA156 HDR ASSY W/O#7 LF


Also in the Series | MTA 156



Insertion & Extraction Tools(1)



PCB Connector Covers(88)




PCB Connector Keying(2)



PCB Connector Mounting(1)



PCB Headers & Receptacles(316)



Power Contacts(3)



Rectangular Power Connectors(697)



Standard Rectangular Connectors(340)




Wire-to-Board Connector Contacts(3)

Customers Also Bought



TE Part #770849-4
04P SL156 HSG W/LCK RMP & TABS




TE Part #644699-2
07P MTA156 HDR ASSY R/A W/O#4




TE Part #644408-2
06P MTA156 HDR ASSY,R/A,W/O#5



TE Part #644957-1
11P MTA156 HDR ASSY RA W/O#4&8



TE Part #644959-1
17P MTA156 R/A ASY WO4,8,12,15



TE Part #644961-1
19P MTA156 HDR ASY WO4,8,12,16



TE Part #644960-1
18P MTA156 HDR ASY WO4,8,12,16



TE Part #644713-2
24P MTA156 HDR W/O#6,10,17



TE Part #641876-3
12P MTA156 HDR ASSY FL STR SN



TE Part #1-103648-9
20 MTE RCPT HSG SR RIB .100CL

Documents



Product Drawings

08P DUAL ROW R/A SHRD HDR SPCL

English

CAD Files

Customer View Model

[ENG_CVM_644590-1_F.3d_igs.zip](#)

English

Customer View Model

[ENG_CVM_644590-1_F.3d_stp.zip](#)

English

Customer View Model

[ENG_CVM_644590-1_F.2d_dxf.zip](#)

English

3D PDF

English

By downloading the CAD file I accept and agree to the [Terms and Conditions](#) of use.

Product Specifications

Application Specification

English

Agency Approvals

CSA Certificate

English