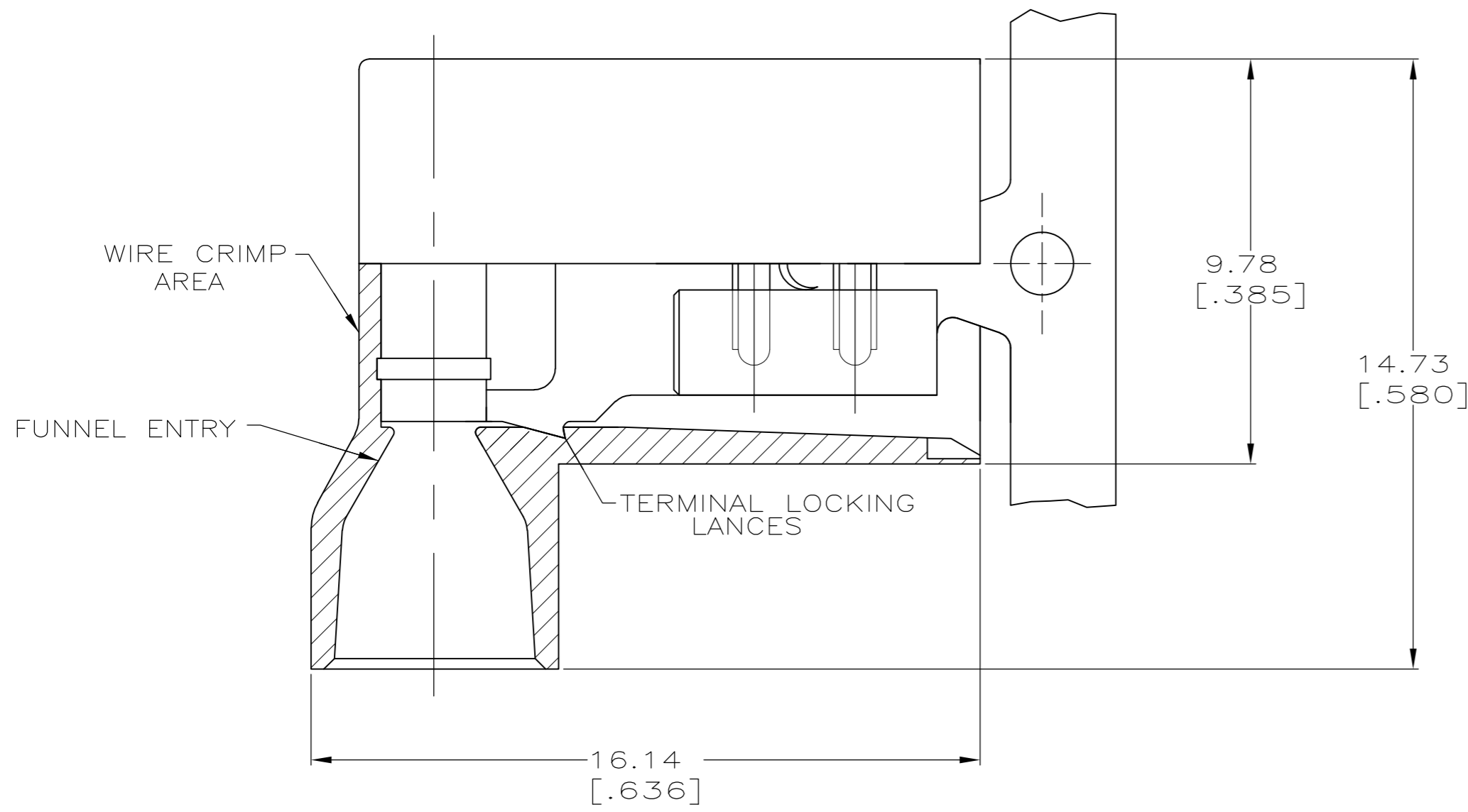
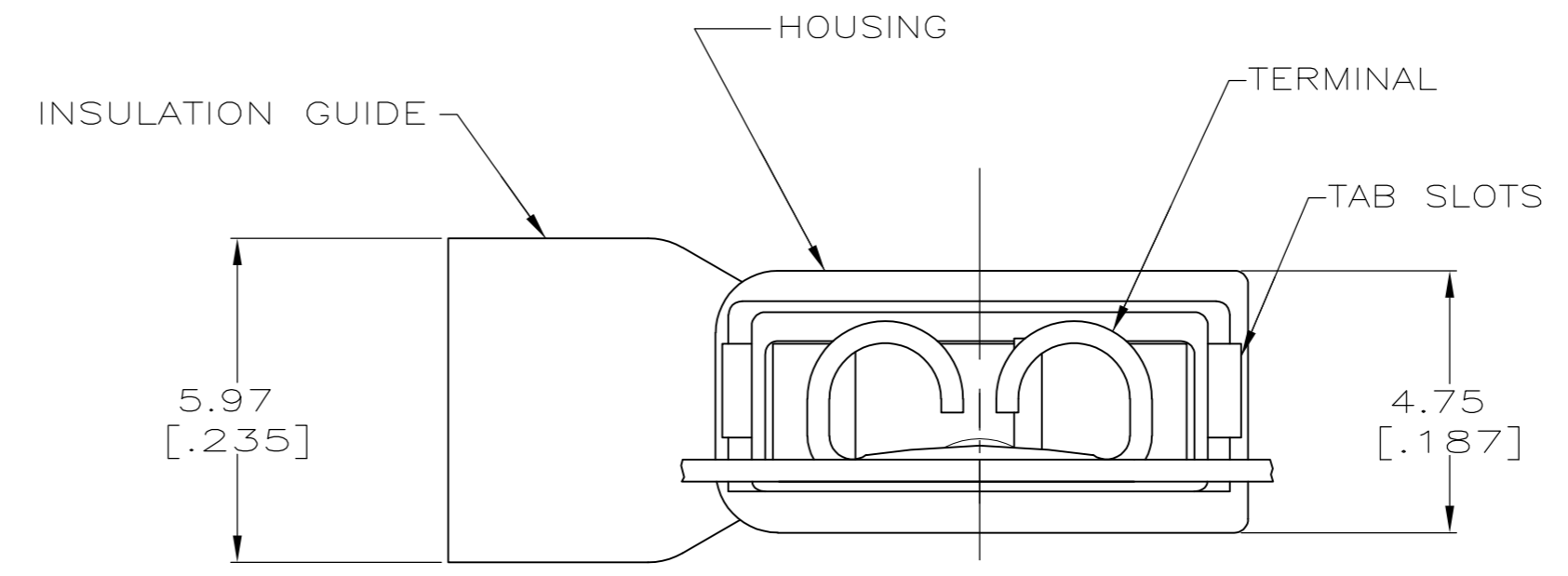
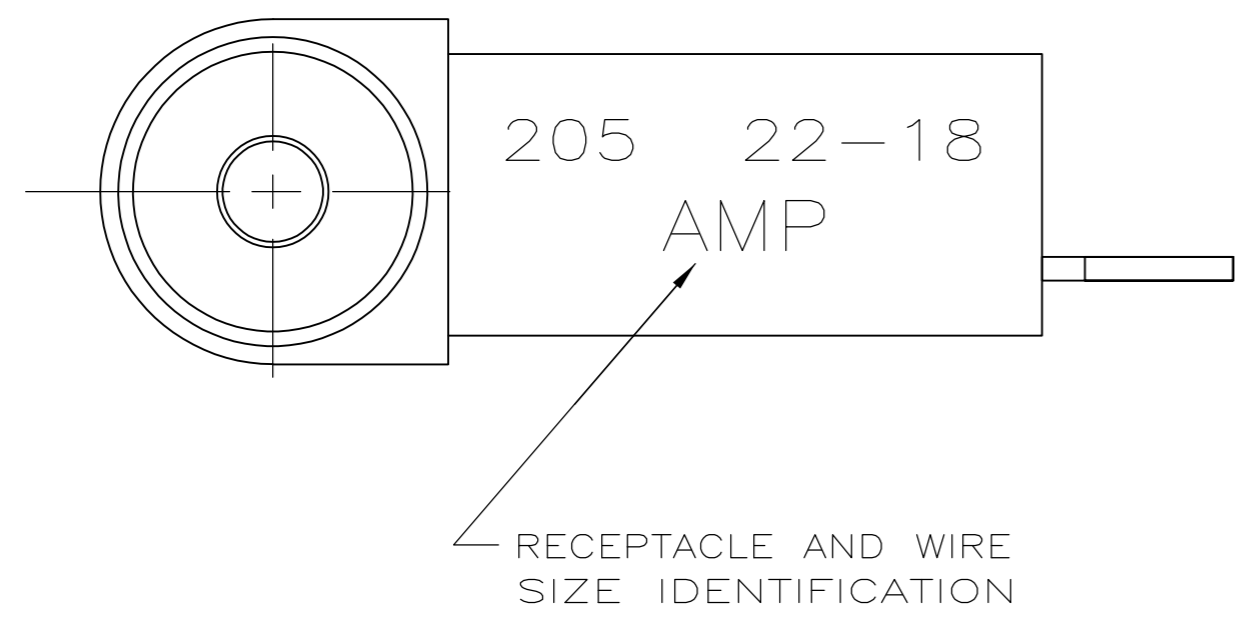


THIS DRAWING IS UNPUBLISHED. RELEASED FOR PUBLICATION
 © COPYRIGHT - By - ALL RIGHTS RESERVED.

LOC	DIST	REVISIONS			
P	LTR	DESCRIPTION	DATE	DWN	APVD
AF	50	C	REVISED PER ECR-13-004343	30JUL2013	KH KR



- 1 FITS 0.81±0.025 X 5.21 [.032±.001 X .205] TAB OR 0.81±0.025 X 4.75 [.032±.001 X .187] TAB.
- 2 WIRE SIZE: 0.3-0.9mm² [22-18 AWG], STRANDED ONLY. STRIP LENGTH 7.92 [.312]
- 3 INSULATION SIZE: 4.19 [.165] MAX DIA.
- 4 CONTINUOUS STRIP, SPLICE FREE.
- 5 PRELIMINARY - NOT FOR PRODUCTION



STANDARD	TYPE 6/6 NYLON	BLACK	BRASS	TIN	5 9-521164-2
STANDARD	TYPE 6/6 NYLON	GRAY TRANSLUCENT	BRASS	TIN	5 6-521164-2
STANDARD	TYPE 6/6 NYLON	RED TRANSLUCENT	BRASS	TIN	2-521164-2
PACKAGING	MATERIAL	COLOR	MATERIAL	FINISH	PART NUMBER
	HOUSING		TERMINAL		

THIS DRAWING IS A CONTROLLED DOCUMENT.		DWN	JR RUTH	9/12/98	 TE Connectivity
DIMENSIONS: mm [INCHES]		CHK	MS FEHER	9/12/98	
TOLERANCES UNLESS OTHERWISE SPECIFIED:		APVD	-	-	
0 PLC ± - 1 PLC ± - 2 PLC ± - 3 PLC ± 0.38 [.015] 4 PLC ± - ANGLES ± - FINISH SEE TABLE		PRODUCT SPEC	108-2043	NAME	
MATERIAL	SEE TABLE	APPLICATION SPEC	114-2123	SIZE	A2
		WEIGHT	-	CAGE CODE	00779
		CUSTOMER DRAWING		DRAWING NO	C=521164
				RESTRICTED TO	-
		SCALE	8:1	SHEET	1 OF 1
				REV	C