
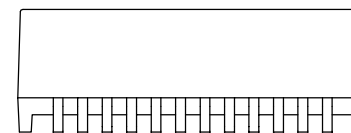
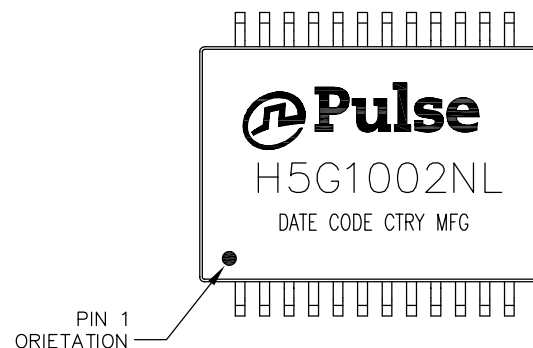


NOTES:

1. ROHS COMPLIANT
2. HEADER: DAP (DIALLYL PHTHALATE) WITH FLAMMABILITY RATING UL 94V-0 OR BETTER.
3. STORAGE TEMPERATURE: -20°C TO +125°C
4. COMPLIANCE TO J-STD:
 - A. J-STD-002: SOLDERABILITY AT 250°C REFLOW PROFILE
 - B. J-STD-020: LEVEL 1, NO MOISTURE SENSITIVE
 - C. J-STD-075: R7, 250°C MAXIMUM THROUGH REFLOW SOLDER
5. TO ORDER TAPE & REEL PACKAGING ADD A "T" SUFFIX TO THE PART NUMBER(i.e H5G1002NL BECOMES H5G1002NLT).

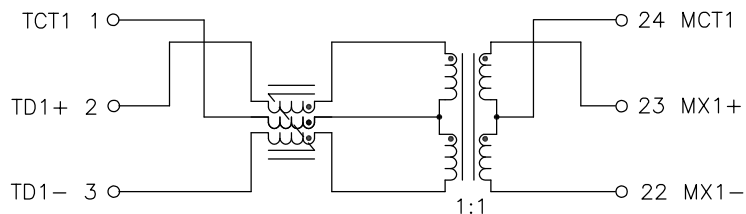


FINAL OUTLINE

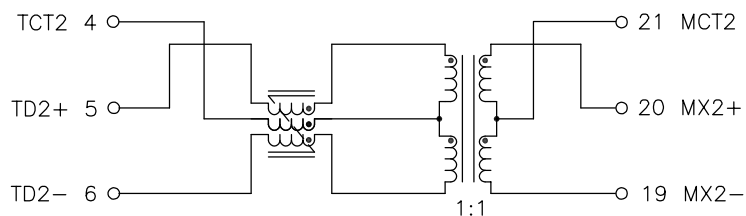
© Copyright, 2017. Pulse Electronics Corp. All rights reserved. Pulse confidential & proprietary. (07/07/17)

PRODUCT DESCRIPTION	TLA DRAWING	PS DRAWING	SHEET	PART NO.	DATASHEET REV.
MDL,SIN,5GPP,1:1,SM,TU	H5G1002NL-X1	PS-2473.001-A	1 OF 3	H5G1002NL	A

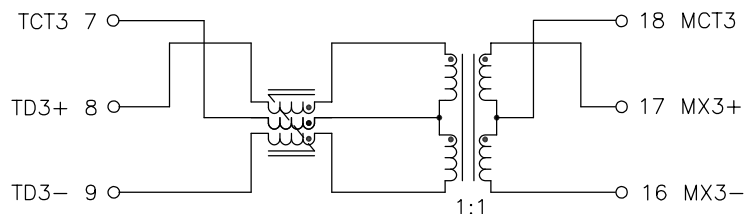
CHANNEL A



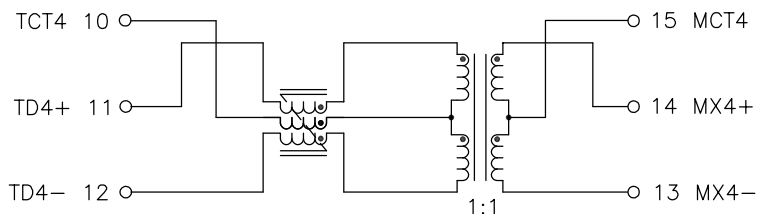
CHANNEL B



CHANNEL C



CHANNEL D



SCHEMATIC

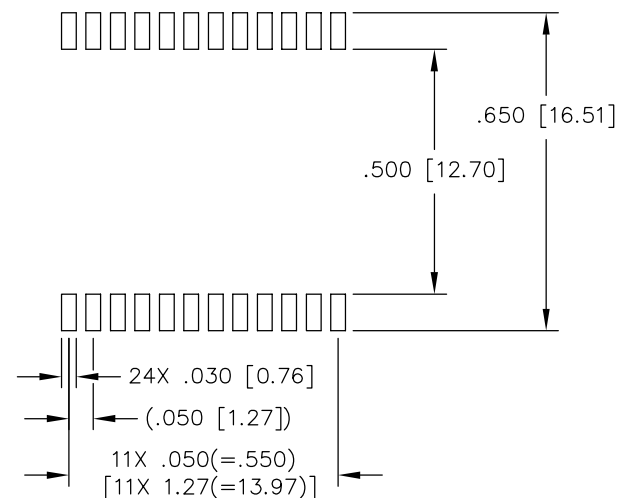
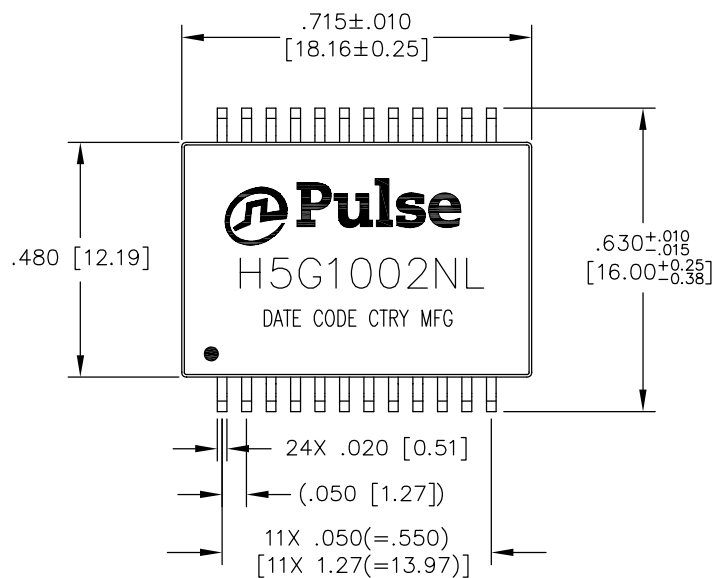
ELECTRICAL CHARACTERISTICS AT +25°C UNLESS OTHER SPECIFIED
MEETS IEEE 802.3 SPECIFICATION

PARAMETER	SPECIFICATIONS		
OPERATING TEMPERATURE	0°C TO +70°C		
TURNS RATIO	1.00 ± 2%		
POLARITY	PER SCHEMATIC		
INSERTION LOSS (SDD21&SDD12)	1-50 MHz	50-125 MHz	125-250 MHz
	-0.5 dB MAX	-1.0 dB MAX	-1.5 dB MAX
PHY-SIDE RETURN LOSS (SDD11 - Zref = 100 OHMS ± 1%)	1 MHz-40 MHz	40 MHz-250 MHz	
	-20 dB MIN	-20+15*LOG ₁₀ (f/40) dB MIN	
LINE-SIDE RETURN LOSS (SDD22 - Zref = 100 OHMS ± 1%)	1 MHz-40 MHz	40 MHz-250 MHz	
	-20 dB MIN	-20+15*LOG ₁₀ (f/40) dB MIN	
INDUCTANCE (OCL)	180 uH MIN WITH 0 mA DC BIAS		
	150 uH MIN WITH 10.8 mA DC BIAS		
CROSSTALK, ADJACENT CHANNELS (SDD21 - ADJ.)	1-125 MHz	125-250 MHz	
	-30 dB MIN	-20 dB MIN	
COMMON MODE REJECTION RATIO (SCC21)	30 MHz-250 MHz		
	-30 dB MIN		
COMM. TO DIFF. REJECTION RATIO (SDC12)	10 MHz-250 MHz		
	-45+f/35 dB MIN		
DC CURRENT CARRYING CAPABILITY	720 mA MAX AT 70°C		
INPUT - OUTPUT ISOLATION	1500 VRMS MIN @ 60 SECONDS		

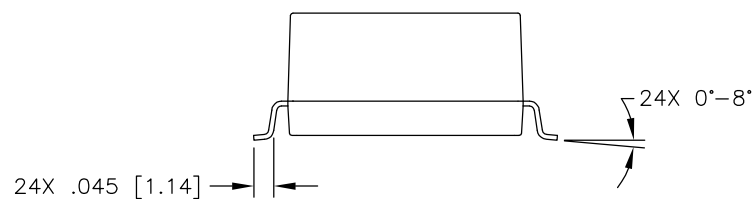
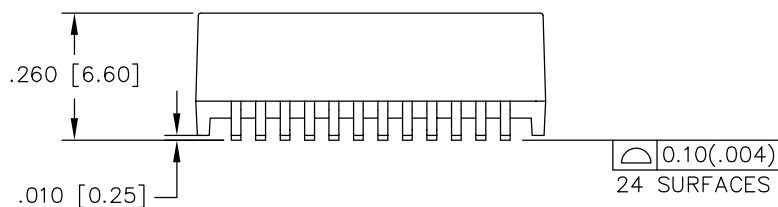
NOTE: f IS FREQUENCY IN MHZ.

© Copyright, 2017. Pulse Electronics Corp. All rights reserved. Pulse confidential & proprietary. (07/07/17)

PRODUCT DESCRIPTION	TLA DRAWING	PS DRAWING	SHEET	PART NO.	DATASHEET REV.
MDL,SIN,5GPP,1:1,SM,TU	H5G1002NL-X1	PS-2473.001-A	2 OF 3	H5G1002NL	A



SUGGESTED LAND PATTERN



DIMENSIONS ARE IN INCHES [MILLIMETERS] WITH THE FOLLOWING TOLERANCES: [MILLIMETERS] ARE FOR REFERENCE ONLY.
 .XX= $\pm .01$ [±0.25]
 .XXX= $\pm .005$ [±0.13]

© Copyright, 2017. Pulse Electronics Corp. All rights reserved. Pulse confidential & proprietary. (07/07/17)

PRODUCT DESCRIPTION	TLA DRAWING	PS DRAWING	SHEET	PART NO.	DATASHEET REV.
MDL,SIN,5GPP,1:1,SM,TU	H5G1002NL-X1	PS-2473.001-A	3 OF 3	H5G1002NL	A