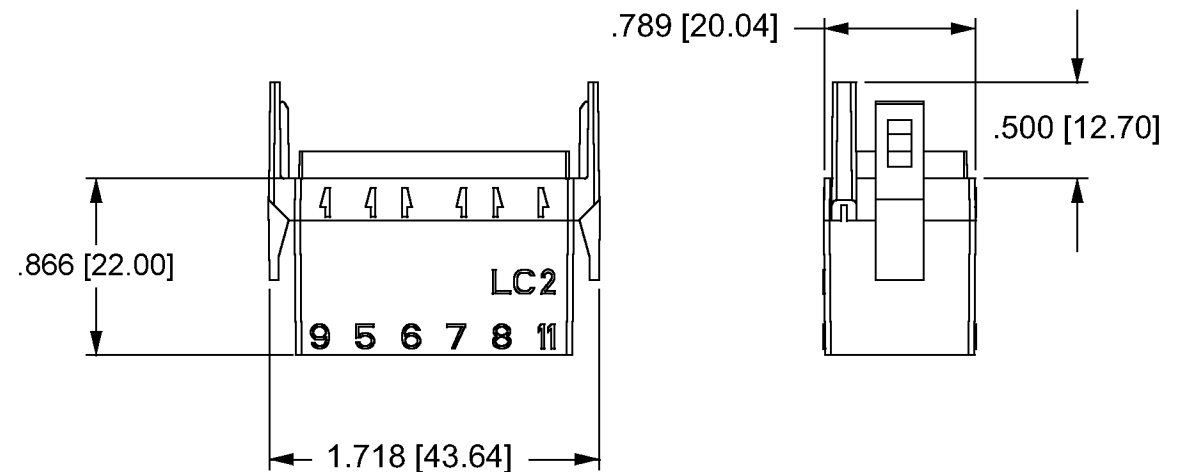
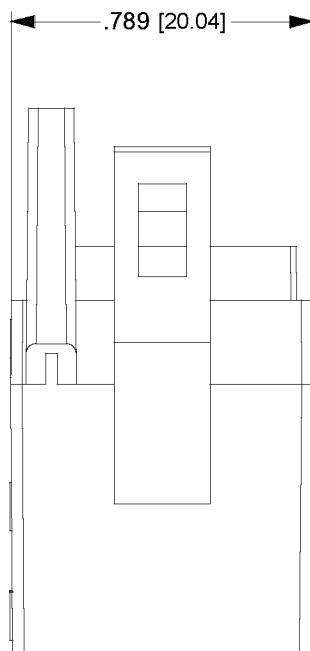
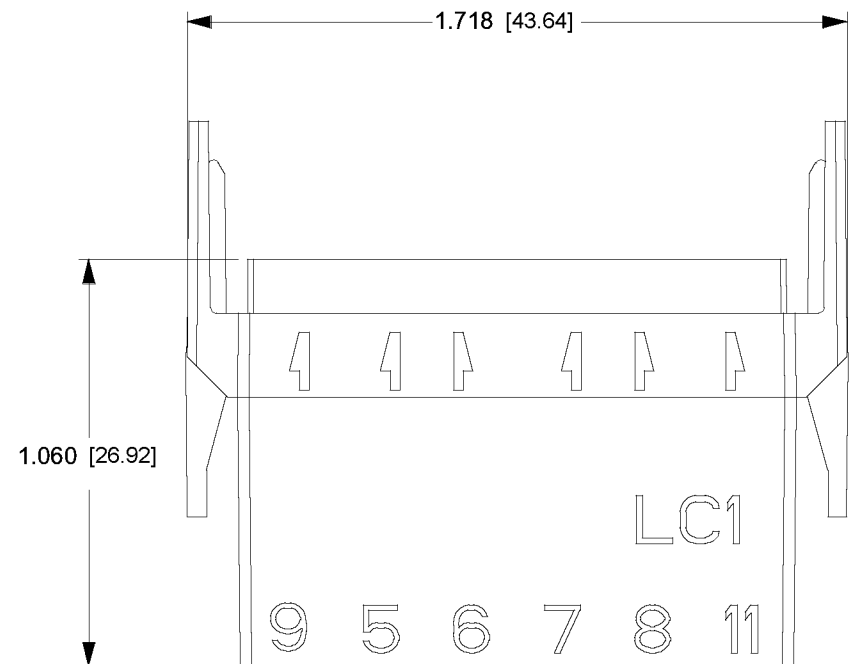


HONEYWELL PART NUMBER
①

REV	DOCUMENT	CHANGED BY	CHECK
A	0016810	TSG 03NOV05	RJ



CONNECTOR HOUSING: FR-01 ①②③

CONNECTOR HOUSING: FR-02 ①④⑤

NOTES

- ① AVAILABLE ACCESSORIES ARE THE FR-01 CONNECTOR HOUSING AND THE FR-02 CONNECTOR HOUSING
- ② FR-01 CONNECTOR HOUSING FOR USE ON FRL AND FRN SERIES SWITCHES WITH .250 [6.35] WIDE TERMINALS (FRL91 AND FRN 91)
- ③ RECOMMENDED WIRE TERMINALS FOR USE WITH FR-01 CONNECTOR HOUSING ARE DELPHI PACKARD METRI-PACK 630 SERIES
- ④ FR-02 CONNECTOR HOUSING FOR USE ON FRL AND FRN SERIES SWITCHES WITH .187 [4.76] WIDE TERMINALS (FRL93 AND FRN93)
- ⑤ RECOMMENDED WIRE TERMINALS FOR USE WITH FR-02 CONNECTOR HOUSING ARE DELPHI PACKARD METRI-PACK 480 SERIES

DESIGN UNITS: INCH	DRAWN	KSR	30SEP05
TOLERANCES UNLESS NOTED:	CHECK	RJ	30SEP05
NO PLACE X ± 0.040	THIS DRAWING COVERS A PROPRIETARY ITEM AND IS THE PROPERTY OF HONEYWELL. THIS DRAWING IS NOT TO BE COPIED OR USED WITHOUT THE PERMISSION OF HONEYWELL.		
ONE PLACE .X ± 0.030			
TWO PLACE .XX ± 0.015			
THREE PLACE .XXX ± 0.005			
FOUR PLACE .XXXX ± 0.0005			
ANGLES ± 2	INTERPRET PER ASME Y14.5M-1994 OTHER HONEYWELL ENGINEERING STANDARDS MAY APPLY		
THIRD ANGLE PROJECTION			

<b>Honeywell</b>			
TITLE			
<b>PACKET</b>			
SIZE	TYPE	DRAWING NAME	REV
<b>B</b>	<b>I</b>	FR ACCESSORIES SERIES CHART 1	<b>A</b>
SCALE	-	SHEET	1 OF 1