REV.	DATE	DESCRIPTION	BY	C'K'D'
01	03-09-92	CAV. DIA. ENLARGED	Y.D.	
02	10-03-99	CONVERSION ME10	K.N.	
03	10-03-99	TEMPERATURE RANGE -55C INSTEAD OF -25C	K.N.	
04	12-01-05	ADD O-RING AT THE REAR	R Ch	

DIT IS ONZE EIGENDOM EN MAG NOCH NAGEMAAKT, HERDRUKT, OVERGEMAAKT AAN DERDEN, NOCH VOOR FABRIKATIE GEBRUIKT WORDEN, ZONDER ONZE SCHRIFTELIJKE TOELATING. BIJ NIET GEBRUIK IS DE TERUGZENDING VERPLICHT.

THIS IS OUR EXCLUSIVE PROPERTY. IT IS NOT TO BE COPIED, REPRINTED OR DISCLOSED TO A THIRD PARTY, NOR USED FOR MANUFACTURING WITHOUT OUR WRITTEN CONSENT, AND HAS TO BE RETURNED TO US IN CASE OF NO USAGE

MATING FACE

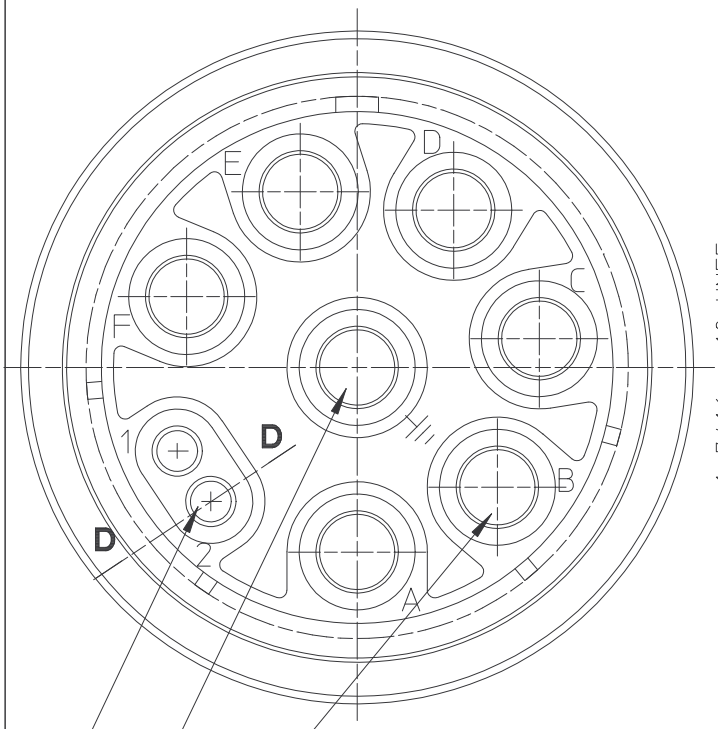

POWER CAVITIES (6*)

GROUNDING CAVITY (1*)

SIGNAL CAVITIES (2*)

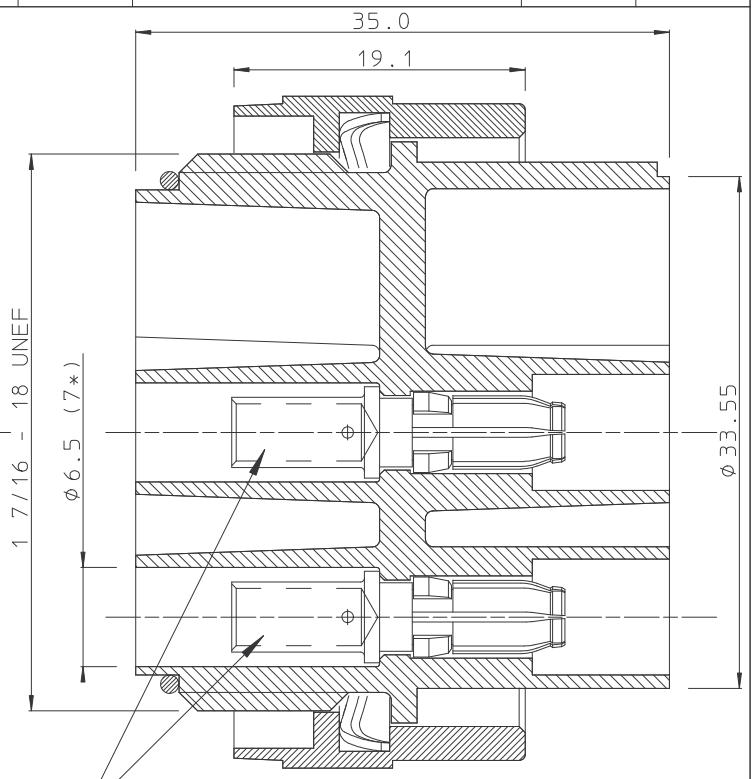

FEMALE POWER CONTACTS (7*): SEE NOTE 1

SECTION DD

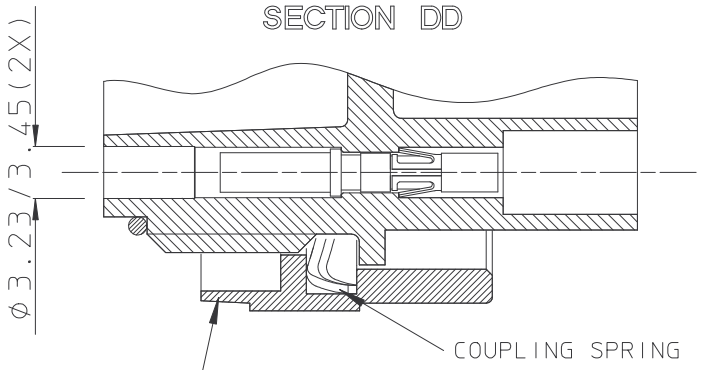

COUPLING SPRING

BAYONET COUPLING RING

FEMALE SIGNAL CONTACTS (2*): SEE NOTE 1

PERFORMANCE CHARACTERISTICS

- OPERATING TEMPERATURE : -55 °C TO +125 °C.
- INSULATION RESISTANCE : 5000 Mohm MIN.
- TEST POTENTIAL : 2000 V EFF.
- CONNECTOR AS PER VDE 0110 GROUPC 660V

MATERIAL

- BODY : GLASS-FILLED POLYESTER UL94-V0.
  COLOUR : BLACK.
- BAYONET COUPLING RING : HIGH STRENGTH CuZn ALLOY,NICKEL PLATED.
- COUPLING SPRING: SPRING STEEL

NOTES

1. CONTACTS TO BE ORDERED SEPARATELY
2. FOR ADDITIONAL INFORMATION REFER TO TRIM-TRIO CATALOG.
3. CONNECTOR TO BE MATED WITH UTG0247P

GEN. ST.	01	02	03	04	05	06	07	08	0D	50	60	70	80	90
INT. ST.	10 11	12 13	14 18	20 31	32 33	34 38	39 40	42 43	44 45	46 48	56 70	72 73	75 76	81 82 83 84 88

1DEC ±0,2 1DEC
2DEC ±0,1 2DEC
ANGLES ±1° HOEKEN

WE RESERVE THE RIGHT TO CHANGE DIMENSIONS OR REQUIREMENTS WITHOUT PRIOR NOTICE.

ALL DIMENSIONS IN MM

ALLE AFMETINGEN IN MM

	APPR.	DATE	SIGN.
DRAFT		26-9-90	M BUEDS
CHECKED			
PROD. MGR.			
PR.ENG.MGR.			
PR.MGT.MGR.			

REFERENCES / REFERENTIES

FEMALE PLUG

CAT. No. UTG6247SN

SOURIAU
Connection Technology

SOURIAU
Route Nationale 23
72470 CHAMPAGNE

SCALE

BS,A ,201178,003 04

NOT EXPORT CONTROLLED

DRAWING NR. CUSTOMER DRAWING REVISION

BS,A ,201178,003 04