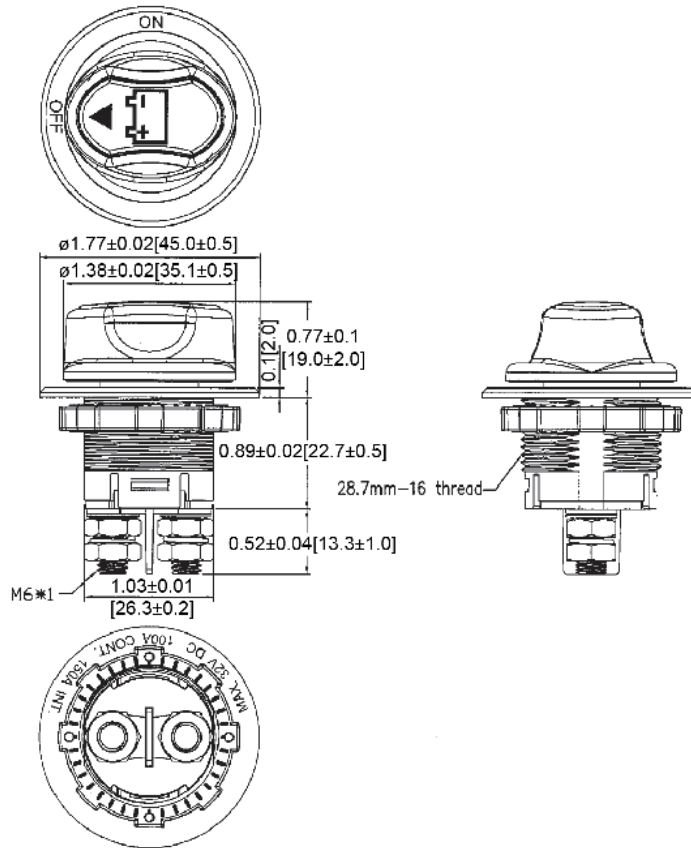
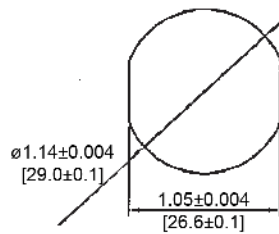


Mechanical Dimensions: Inches [mm]

Tolerances ± 0.012 [0.3] Unless Otherwise Specified

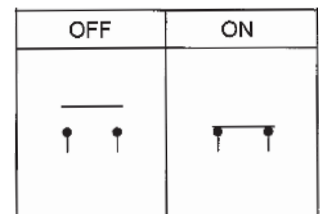


Mounting Hole



Circuit Diagram

SPST OFF-ON



Electrical Specifications

Continuous Rating	100A 32V DC
Intermittent Rating	150A
Cranking Rating	500A for 5secs
Insulation Resistance	DC 500V 1M ohm Min.
Operation Temperature	-30°C ~ 60°C

Material Specifications

	IP56
Housing	Nylon with 33% Fiberglass
Bottom	PBT with 15% Fiberglass
Terminals / Contacts	Brass, Nickel plated
Actuator	PBT with 15% Fiberglass

Rev	Date of issue	Revision Notes	Designed	Approved
A	12-14-2020	Initial Drawing	RC	OF