



# 1960 MHz Ceramic Band Pass Filter



**ANATECH ELECTRONICS INC**  
RF & Microwave Filters & Products

**Part Number: AM1960B1666**

## Electrical Specifications

**Center Frequency:** 1960 MHz  
**Bandwidth:** Fo ± 30 MHz  
**Insertion Loss:** 3.5 dB Max  
**Ripple in BW:** 2.0 dB Max  
**Return Loss:** 15.0 dB Min  
**Attenuation:** >50 dB @ DC~1850 MHz  
>40 dB @ 1850~1910 MHz  
>30 dB @ 2010~2300 MHz  
**Input Power:** 5.0 W Max

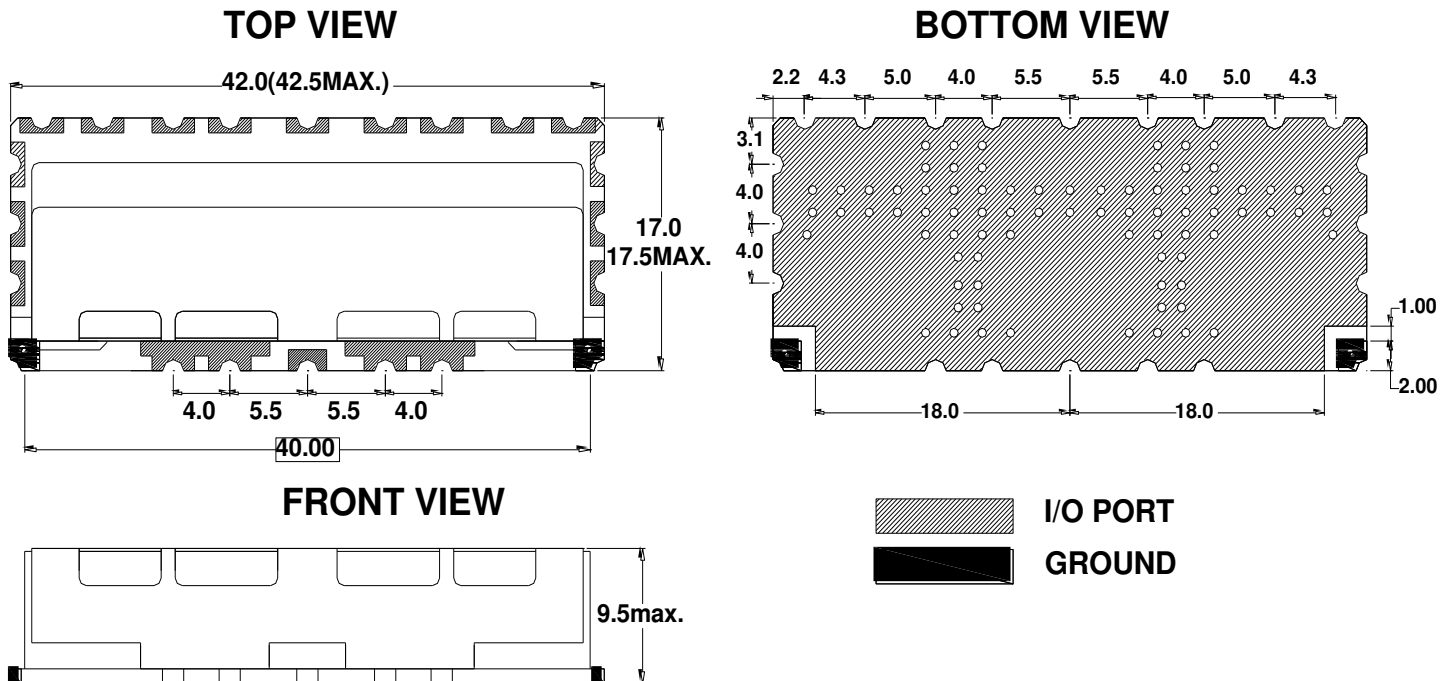
## Mechanical

**Mounting Method:** SMT  
**Dimensions:** 42.0 x 17.0 x 9.5 mm

## Environmental

**Operating Temperature:** -40 to +85° C

## Outline Drawing:





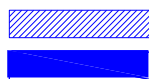
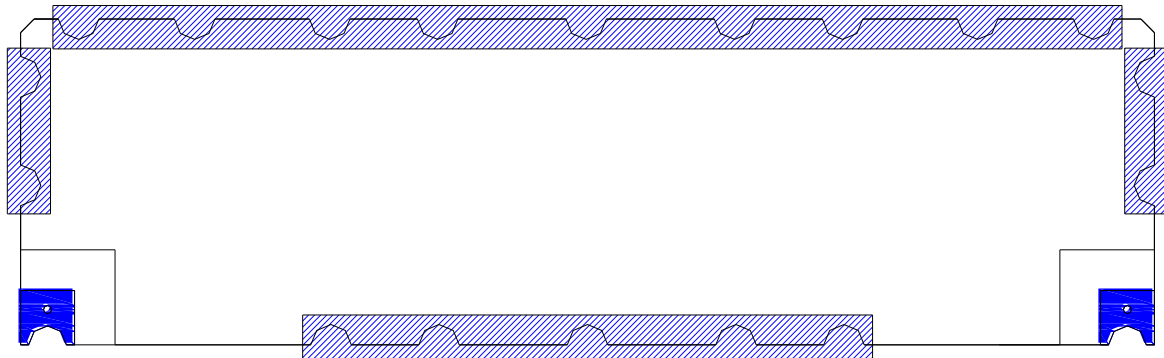
**ANATECH ELECTRONICS INC**  
RF & Microwave Filters & Products

# 1960 MHz Ceramic Band Pass Filter

**Part Number: AM1960B1666**



## PCB Layout:



GROUND SOLDERING POINT  
I/O PORT SOLDERING POINT



### Response Plot:

