

PAGE 1/2

ISSUE 25-11-22

SERIE : SPnT

PART NUMBER : R574F33805

RF CHARACTERISTICS

Number of ways : **8**
 Frequency range : **0 - 26.5 GHz**
 Impedance : **50 Ohms**

| Frequency (GHz) | DC - 3 | 3 - 8 | 8 - 12.4 | 12.4 - 16 | 16 - 18 | 18 - 22 | 22 - 26.5 |
|--------------------|----------------|----------------|----------------|----------------|----------------|----------------|----------------|
| VSWR max | 1,20 | 1,30 | 1,40 | 1,50 | 1,60 | 1,70 | 2,00 |
| Insertion loss max | 0.20 dB | 0.30 dB | 0.40 dB | 0.55 dB | 0.60 dB | 0.70 dB | 1.10 dB |
| Isolation min | 80 dB | 70 dB | 60 dB | 60 dB | 60 dB | 60 dB | 55 dB |
| Average power (*) | 240 W | 150 W | 120 W | 110 W | 100 W | 90 W | 40 W |

TERMINATION IMPEDANCE : **50 Ohms**
 TERM. AVG. POWER AT 25° C : **1 W per termination / 3 W total power**

ELECTRICAL CHARACTERISTICS

Actuator : **LATCHING**
 Nominal current ** : **125 mA / RESET : 1000 mA ******
 Actuator voltage (Vcc) : **28V (24 to 30V) / NEGATIVE COMMON**
 Terminals : **25 pins D-SUB male connector**
 Indicator rating : **1 W / 30 V / 100 mA**

MECHANICAL CHARACTERISTICS

Connectors : **SMA female per MIL-C 39012**
 Life : **2 million cycles per position**
 Switching Time*** : **< 15 ms**
 Construction : **Splashproof**
 Weight : **< 280 g**

ENVIRONMENTAL CHARACTERISTICS

Operating temperature range : **-40°C to +85°C**
 Storage temperature range : **-55°C to +85°C**

(* Average power at 25°C per RF Path)

(** At 25° C ±10%)

(*** Nominal voltage ; 25° C)

(**** Reset : supply voltage time 1sec. max. / duty cycle 10%)



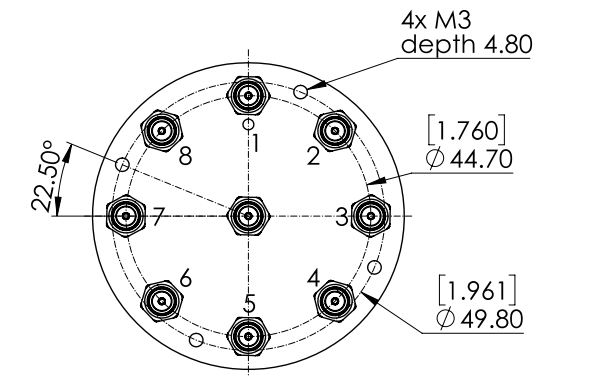
PAGE 2/2

ISSUE 25-11-22

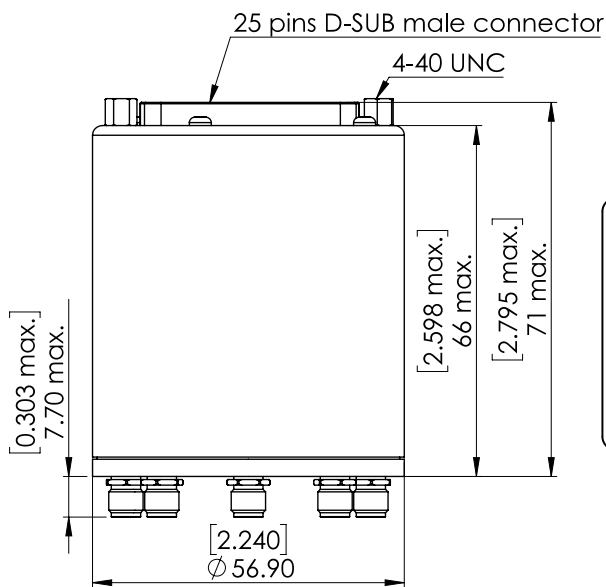
SERIE : SPnT

PART NUMBER : R574F33805

DRAWING

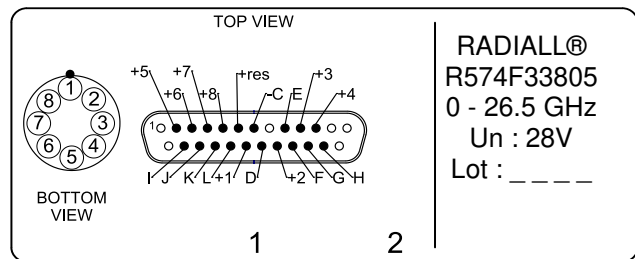


| Voltage | RF Continuity | Ind. |
|-----------|----------------|------|
| -C +RESET | All ports open | - - |
| -C +1 | IN ↔ 1 | D.E |
| -C +2 | IN ↔ 2 | D.F |
| -C +3 | IN ↔ 3 | D.G |
| -C +4 | IN ↔ 4 | D.H |
| -C +5 | IN ↔ 5 | D.I |
| -C +6 | IN ↔ 6 | D.J |
| -C +7 | IN ↔ 7 | D.K |
| -C +8 | IN ↔ 8 | D.L |



General tolerances : ±0,5 mm [0,02 in]

LABEL



SCHEMATIC DIAGRAM

