

ALL DIMENSIONS ARE REFERENCE
(SEE C-310-XXXX-X FOR CONTROLLING PRINT)

DESIGNED & DIMENSIONED
IN MILLIMETERS

DO NOT
SCALE FROM
THIS PRINT

CC10X-XXXX-X

SUPPLIED
-L: LOOSE
-R: REEL

WIRE GAUGE
-1012: 10-12 AWG

PLATING
-T: MATTE TIN CONTACT AND TAIL
-L: 10µ LIGHT SELECTIVE GOLD IN CONTACT
AREA, MATTE TIN ON TAIL
-S: 30µ SELECTIVE GOLD IN CONTACT
AREA, MATTE TIN ON TAIL

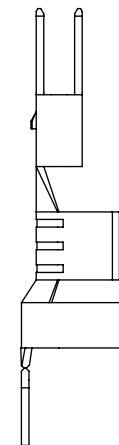
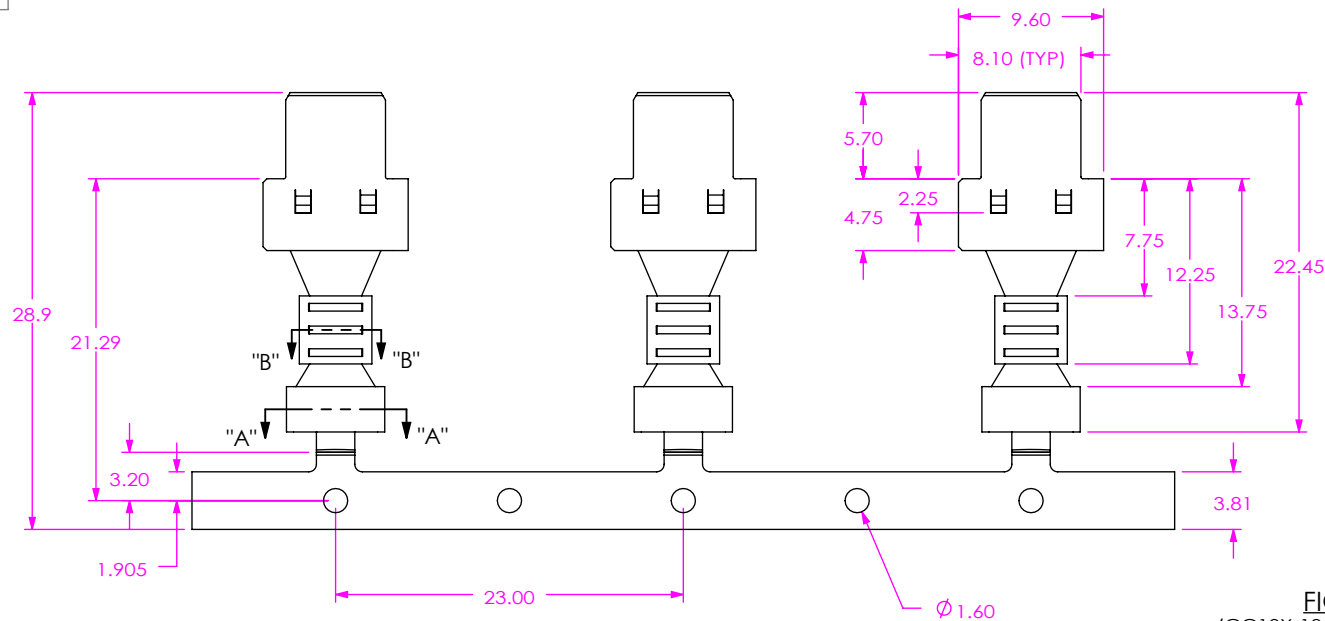
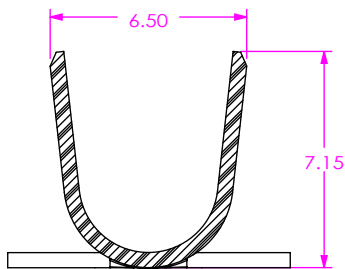
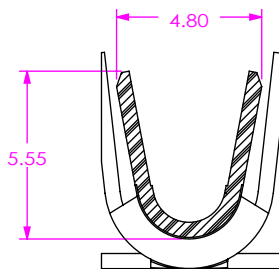


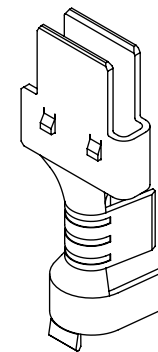
FIG 1
(CC10X-1012-X SHOWN)



SECTION "A"- "A"
SCALE 4 : 1



SECTION "B"- "B"
SCALE 4 : 1



NOTES:

1. PLATED C-310 PARTS TO BE PULLED, PLATING OPTION CONFIRMED, POSITIONED AS SHOWN ON SAMTEC REEL WITH VIEWPORTS, LABELED CC10R WITH APPROPRIATE PLATING CALLOUT AND LABEL PLACED AS SHOWN.
2. MAXIMUM NO OF SPLICES PER REEL: 2.
3. SPLICES ARE NOT TO BE CONNECTED.
4. NUMBER OF SPLICES TO BE MARKED ON EACH REEL.
5. REELED PARTS TO BE INTERLEAVED WITH PAPER BETWEEN EACH LAYER OF PARTS.
6. ALLOWABLE INTERLEAF SPLICES PER REEL: 1.
7. SECURELY CONNECT INTERLEAF SPLICE.
8. OUTER WRAP SHALL RECEIVE PROTECTIVE REEL BAND PER BELOW: RB-24-1.25-P.
9. DUE TO PLATING REQUIREMENTS CONTACT SAMPLES MAY BE REMOVED INTERMITTINGLY FROM THE CARRIER RESULTING IN SMALL GAPS BUT DOES NOT AFFECT FINAL COUNT.
10. QTY PER REEL: 1,300 +100/-0 PCS.

UNLESS OTHERWISE SPECIFIED,
DIMENSIONS ARE IN MILLIMETERS.
TOLERANCES ARE:
DECIMALS ANGLES

PROPRIETARY NOTE
THIS DOCUMENT CONTAINS CONFIDENTIAL AND PROPRIETARY INFORMATION AND ALL DESIGN, MANUFACTURING, REPRODUCTION, USE, PATENT RIGHTS AND SALES RIGHTS ARE EXPRESSLY RESERVED BY SAMTEC, INC. THIS DOCUMENT SHALL NOT BE DISCLOSED, IN WHOLE OR PART, TO ANY UNAUTHORIZED PERSON OR ENTITY NOR REPRODUCED, TRANSFERRED OR INCORPORATED IN ANY OTHER PROJECT IN ANY MANNER WITHOUT THE EXPRESS WRITTEN CONSENT OF SAMTEC, INC.



520 PARK EAST BLVD, NEW ALBANY, IN 47150
PHONE: 812-944-6733 FAX: 812-948-5047
e-Mail: info@SAMTEC.com code 55322

MATERIAL: DO NOT SCALE DRAWING SHEET SCALE: 2:1
COPPER ALLOY
THICKNESS: 0.500

DESCRIPTION: PESS CONTACT

DWG. NO. CC10X-XXXX-X

BY: JESSIE W 08/04/2012 SHEET 1 OF 2

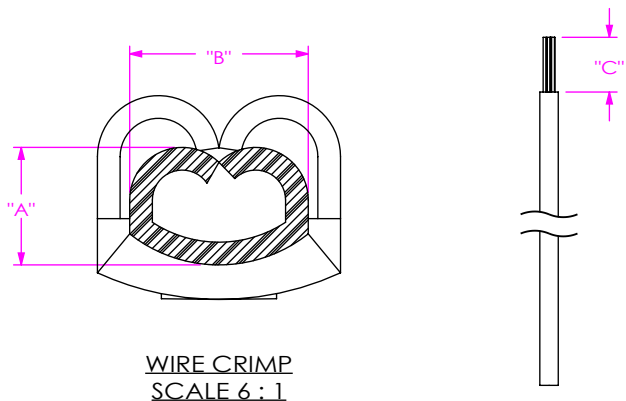
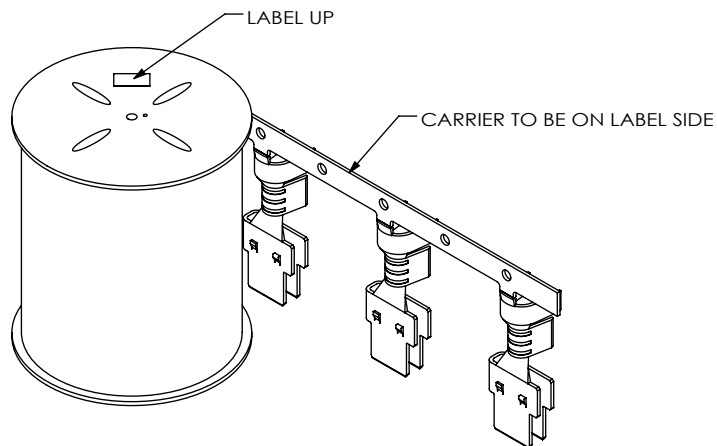


FIG 2
RECOMMENDED PROCESSING

P/N	AWG	STRANDS / AWG	INSULATION OD	"A"	"B"	"C"	PULL FORCE (LBS)
CC10X-1012-X	12	65/30	3.937 - 4.648	2.616	3.454	5.840	30
	10	65/28		2.870	3.454	5.840	50



UNWINDING DIRECTION

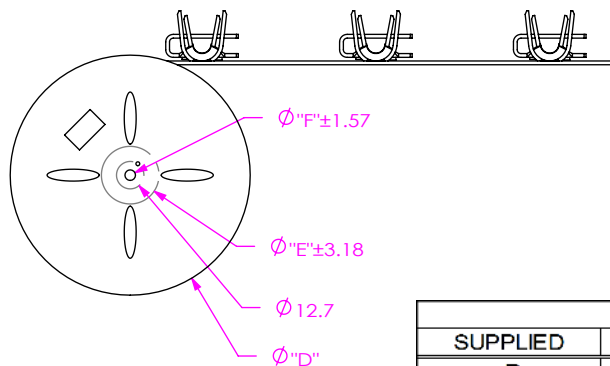


FIG 3
REEL SPECIFICATIONS

SUPPLIED	REEL PART NUMBER	"D"	"E"	"F"
-R	R-24-08.00-1.25-P	609.6	203.20	28.58

PROPRIETARY NOTE
 THIS DOCUMENT CONTAINS CONFIDENTIAL AND PROPRIETARY INFORMATION AND ALL DESIGN, MANUFACTURING, REPRODUCTION, USE, PATENT RIGHTS AND SALES RIGHTS ARE EXPRESSLY RESERVED BY SAMTEC, INC. THIS DOCUMENT SHALL NOT BE DISCLOSED, IN WHOLE OR PART, TO ANY UNAUTHORIZED PERSON OR ENTITY NOR REPRODUCED, TRANSFERRED OR INCORPORATED IN ANY OTHER PROJECT IN ANY MANNER WITHOUT THE EXPRESS WRITTEN CONSENT OF SAMTEC, INC.

DO NOT SCALE DRAWING

SHEET SCALE: 3:1



520 PARK EAST BLVD, NEW ALBANY, IN 47150
 PHONE: 812-944-6733 FAX: 812-948-5047
 e-Mail info@SAMTEC.com code 55322

DESCRIPTION: PESS CONTACT

DWG. NO. CC10X-XXXX-X

BY: JESSIE W 08/04/2012 SHEET 2 OF 2