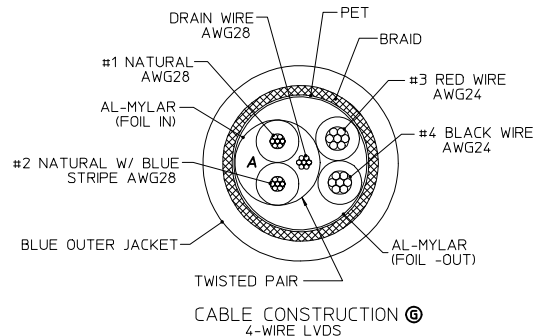
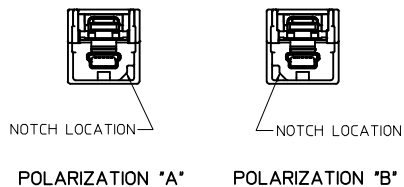


© WIRING DIAGRAM

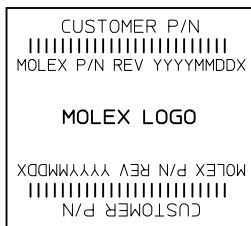
SIGNAL NAME	CONTACT #	MINI-B PLUG (HOST)	MINI-B PLUG (TARGET)	CONTACT #	SIGNAL NAME
		WIRE COLORS	WIRE COLORS		
PWR	PIN 1	RED	RED	PIN 1	PWR
DOUT-/RIN-	PIN 2	NATURAL	NATURAL	PIN 2	DOUT-/RIN-
DOUT+/RIN+	PIN 3	NATURAL W/B BLUE STRIPE	NATURAL W/B BLUE STRIPE	PIN 3	DOUT+/RIN+
SIGNAL SHIELDING	PIN 4	SIGNAL SHIELD DRAIN WIRE		PIN 4	SIGNAL SHIELDING
GND	PIN 5	BLACK	BLACK	PIN 5	GND
CABLE BRAID	SHELL	BRAID TO SHELL TERMINATION		SHELL	CABLE BRAID

MINI-B POLARIZATION OPTIONS



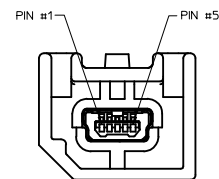
NOTES:

- PART MUST CONFORM TO THE ELECTRICAL CONNECTION SYSTEM DESIGN SPECIFICATION (SDS) VER 13, DATED 06-APR-06, TEMP CLASS *-40-85°C.
- PART MUST CONFORM TO THE LATEST LEVEL OF SAE/USCAR-30 & USB 2.0.
- ALL PLASTIC PARTS MUST HAVE MATERIAL IDENTIFICATION SYMBOLS CLEARLY MARKED, WHEREVER PACKAGE SIZE PERMITS.
- GENERAL TOLERANCES: ±0.25 ALL ONE PLACE DIMENSIONS, ±0.15 ALL TWO PLACE DIMENSIONS, AND ±0.5° ALL ANGULAR DIMENSIONS.
- 0.3MM MAXIMUM RADIUS PERMISSIBLE ON EDGES AND FILLETS SHOWN AS SHARP FOR PLASTIC PARTS.
- PARTS ARE TO BE FREE OF SCRATCHES, DISCOLORATION, SALT RESIDUE OR OTHER IMPERFECTIONS THAT MAY AFFECT FUNCTION OR FIT OF PART.
- IDENTIFICATION LABEL MUST DISPLAY CUSTOMER PART NUMBER IF REQUIRED, SUPPLIER PART NUMBER, DATE CODE (YYYYMMDD), REVISION, AND LOGO.
- LEAD FREE, NO ROHS EXEMPTIONS.
- FINISHES: TERMINAL: SELECTIVE GOLD (Au) IN THE CONTACT AREA, THICKNESS = 0.75 MICROMETER (30 MICRORINCH) MINIMUM OVER NICKEL (Ni) OVERALL; THICKNESS = 1.25 MICROMETER (50 MICRORINCH) MINIMUM.



LABEL FORMAT

LAST LETTER OF DATE CODE 'X':
 'D' = DAY SHIFT, 'N' = NIGHT SHIFT
 BAR CODE = MOLEX MATERIAL NUMBER



MATING HEADER FOR MINI-B PLUGS (POLARIZATION - A SHOWN)

MOLEX MAT. NO.	MINI-B POLARIZATION		DIM. A (mm)
	MINI-B PLUG #1	MINI-B PLUG #2	
111019-5000	A	B	500±10
111019-5001	A	A	500±10
111019-5002	B	B	500±10
111019-5005	A	A	1500±20
111019-5006	A	A	7000±100
111019-5009	A	A	1000±10
111019-5010	A	A	323±10

LVDS COLOR CHANGED EC NO: CPG2016-3975 DRAWN BY: WATSON WATSONS 2016/05/17 CHKD: APPROX: LMOZ 2016/07/04 DESCRIPTION:	QUALITY SYMBOLS ∇=0 ∇=0 ∇=0	GENERAL TOLERANCES (UNLESS SPECIFIED) <table border="1"> <tr> <th></th> <th>mm</th> <th>INCH</th> </tr> <tr> <td>4 PLACES</td> <td>±---</td> <td>±---</td> </tr> <tr> <td>3 PLACES</td> <td>±---</td> <td>±---</td> </tr> <tr> <td>2 PLACES</td> <td>±---</td> <td>±---</td> </tr> <tr> <td>1 PLACE</td> <td>±---</td> <td>±---</td> </tr> <tr> <td>0 PLACE</td> <td>±</td> <td>±</td> </tr> </table>		mm	INCH	4 PLACES	±---	±---	3 PLACES	±---	±---	2 PLACES	±---	±---	1 PLACE	±---	±---	0 PLACE	±	±	DIMENSION STYLE MM ONLY	SCALE 2:1	DESIGN UNITS METRIC	THIRD ANGLE PROJECTION
		mm	INCH																					
	4 PLACES	±---	±---																					
	3 PLACES	±---	±---																					
2 PLACES	±---	±---																						
1 PLACE	±---	±---																						
0 PLACE	±	±																						
MATERIAL NO. SEE CHART	DATE J. REEVES 2007/09/11 J. REEVES 2007/09/11 APPROVED BY KMONROE 2007/09/12	TITLE LVDS CABLE ASSY, 4-WIRE MINI-B PLUG STRT TO MINI-B PLUG STRT	DOCUMENT NO. SD-111019-1000	SHEET NO. 1 OF 1	THIS DRAWING CONTAINS INFORMATION THAT IS PROPRIETARY TO MOLEX INCORPORATED AND SHOULD NOT BE USED WITHOUT WRITTEN PERMISSION																			