

Pb THIS PRODUCT MANUFACTURED WITH LEAD-FREE PROCESSING

DESIGNED & DIMENSIONED IN MILLIMETERS [INCHES]

SMA-P-C-X-RA-CA1

GENDER
-P: PLUG

TERMINATION
-CA1: CABLE
(RG174 OR RG316)

TYPE
-C: CABLE

ORIENTATION
-RA: RIGHT ANGLE

PLATING SPECIFICATION
-H: 30µ" GOLD CENTER CONTACT,
3µ" GOLD OUTER CONTACT
(SEE TABLE 1)

DO NOT SCALE FROM THIS PRINT

TABLE 1		
ITEM	COMPONENT	-H
1	SUB ASSEMBLY	SUB-SMA-P-C-H-RA-CA1
2	CAP	SMA-CAP-001-F
3	OUTER FERRULE	SMA-FER-001-F

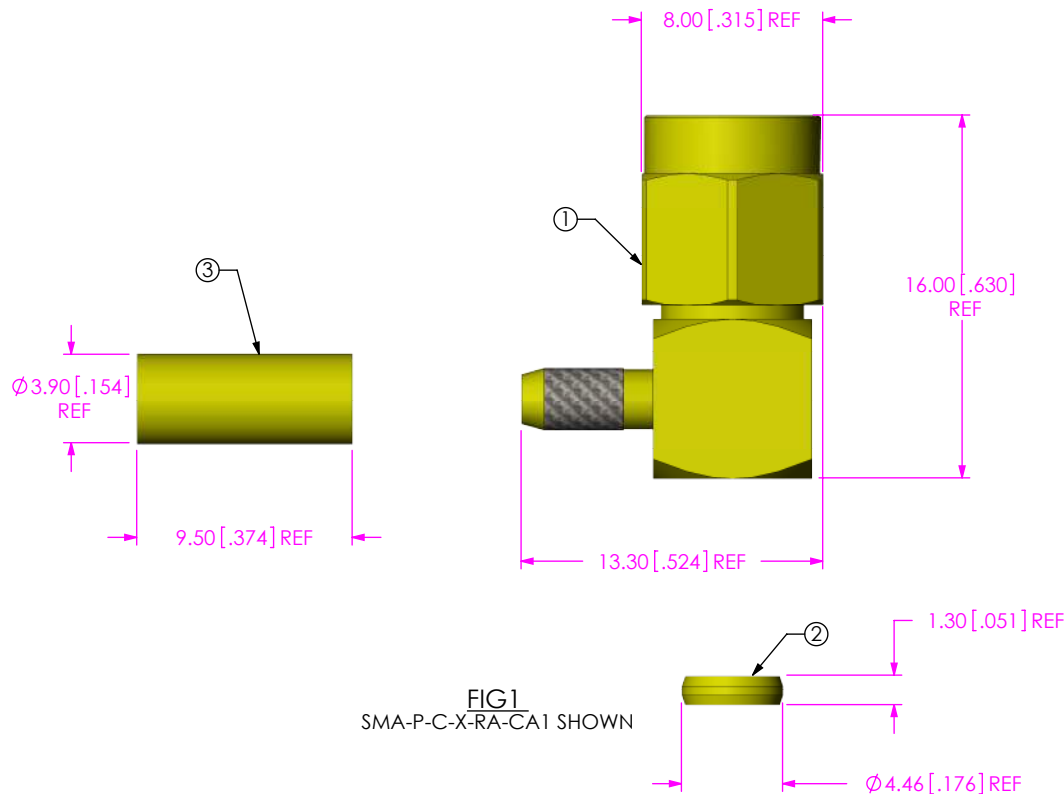


FIG1
SMA-P-C-X-RA-CA1 SHOWN

NOTES:

1. C REPRESENTS A CRITICAL DIMENSION.
2. CENTER CONTACT PUSHOUT FORCE: 13.35 N [3 LB] MIN.
3. NOTE DELETED.
4. NOTE DELETED.
5. PRODUCT TO BE PACKAGED PER PACKAGING STANDARD CO-RF-WI-3040-M.
6. NOTE DELETED.
7. NOTE DELETED.
8. NOTE DELETED.

F:\DWG\MISC\MKTG\SMA-P-C-X-RA-CA1-MKT.SLDDRW

UNLESS OTHERWISE SPECIFIED, DIMENSIONS ARE IN MILLIMETERS [INCHES].
TOLERANCES ARE:
DECIMALS ANGLES
.X: ±0.3 [.01] 5°
.XX: ±0.13 [.005]
.XXX: ±0.051 [.0020]

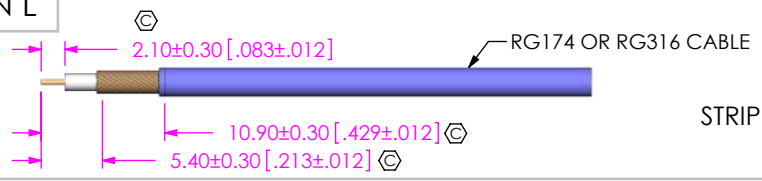
PROPRIETARY NOTE
THIS DOCUMENT CONTAINS CONFIDENTIAL AND PROPRIETARY INFORMATION AND ALL DESIGN, MANUFACTURING, REPRODUCTION, USE, PATENT RIGHTS AND SALES RIGHTS ARE EXPRESSLY RESERVED BY SAMTEC, INC. THIS DOCUMENT SHALL NOT BE DISCLOSED, IN WHOLE OR PART, TO ANY UNAUTHORIZED PERSON OR ENTITY NOR REPRODUCED, TRANSFERRED OR INCORPORATED IN ANY OTHER PROJECT IN ANY MANNER WITHOUT THE EXPRESS WRITTEN CONSENT OF SAMTEC, INC.

MATERIAL: DO NOT SCALE DRAWING SHEET SCALE: 1:0.333333
SHELL, FERRULE, CAP: BRASS
PIN: BRASS
INSULATOR: PTFE

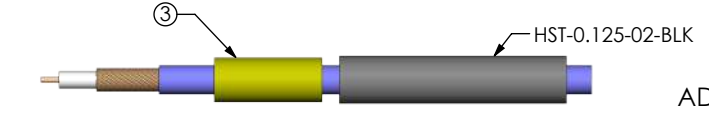


520 PARK EAST BLVD., NEW ALBANY, IN 47150
PHONE: 812-944-6733 FAX: 812-948-5047
e-Mail info@SAMTEC.com code 55322

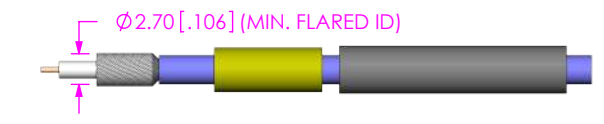
DESCRIPTION:
SMA RIGHT ANGLE CABLE PLUG, RG174 & RG316- 50 OHM
DWG. NO. **SMA-P-C-X-RA-CA1**
BY: R MUSSER 01/28/2008 SHEET 1 OF 2



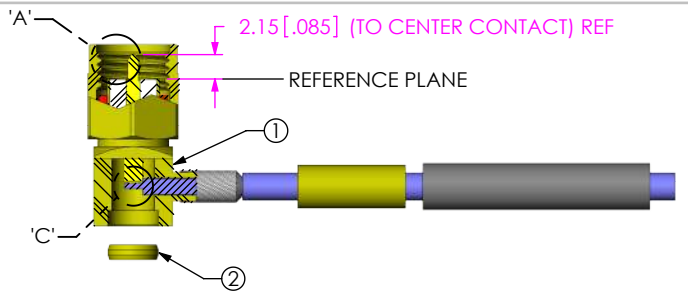
IN-PROCESS 1
STRIP AND TIN INNER CONDUCTOR



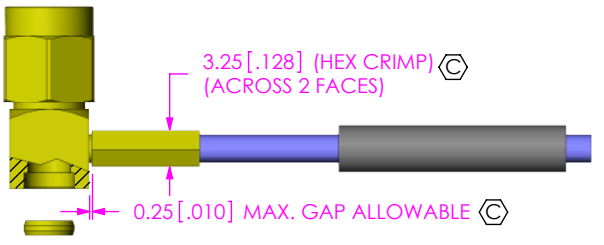
IN-PROCESS 2
ADD HEAT SHRINK TUBE AND FERRULE



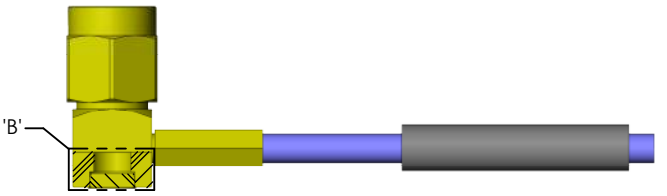
IN-PROCESS 3
FLARE SHIELD




IN-PROCESS 4
ADD SUB-ASSEMBLY



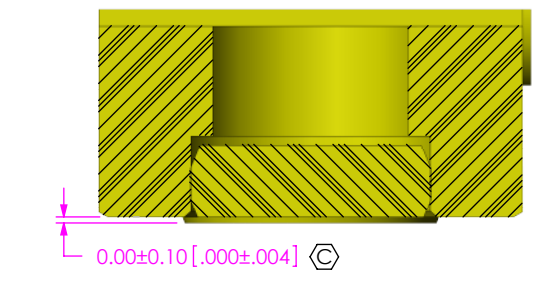
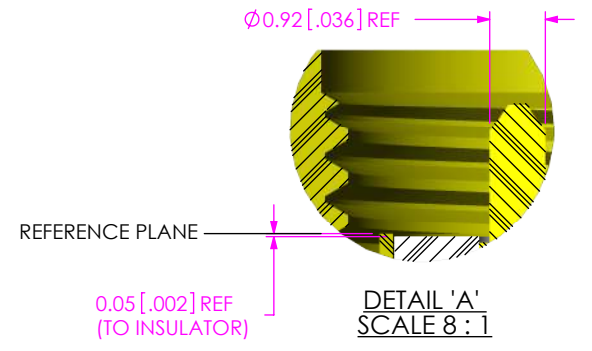
IN-PROCESS 5
CRIMP FERRULE AND SOLDER SIGNAL PIN
(USE RF CRIMP HAND TOOL
CAT-RF-FER-01 OR EQUIVALENT)



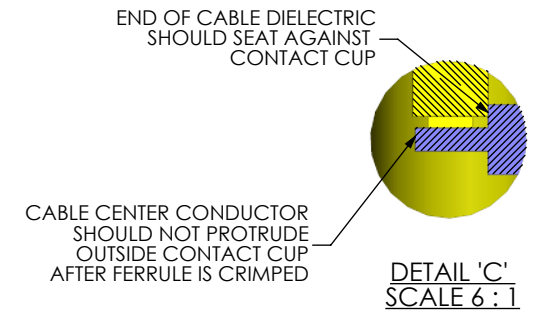
IN-PROCESS 6
INSERT CAP



IN-PROCESS 7
APPLY HEAT SHRINK TUBING



DETAIL
SCALE



DETAIL 'C'
SCALE 6:1

PROPRIETARY NOTE
THIS DOCUMENT CONTAINS CONFIDENTIAL AND PROPRIETARY INFORMATION AND ALL DESIGN, MANUFACTURING, REPRODUCTION, USE, PATENT RIGHTS AND SALES RIGHTS ARE EXPRESSLY RESERVED BY SAMTEC, INC. THIS DOCUMENT SHALL NOT BE DISCLOSED, IN WHOLE OR PART, TO ANY UNAUTHORIZED PERSON OR ENTITY NOR REPRODUCED, TRANSFERRED OR INCORPORATED IN ANY OTHER PROJECT IN ANY MANNER WITHOUT THE EXPRESS WRITTEN CONSENT OF SAMTEC, INC.

DO NOT SCALE DRAWING
SHEET SCALE: 1.5:1



520 PARK EAST BLVD, NEW ALBANY, IN 47150
PHONE: 812-944-6733 FAX: 812-948-5047
e-Mail info@SAMTEC.com code 55322

DESCRIPTION:
SMA RIGHT ANGLE CABLE PLUG, RG174 & RG316- 50 OHM

DWG. NO. SMA-P-C-X-RA-CA1

BY: R MUSSER 01/28/2008 SHEET 2 OF 2